

DISRUPTION IS COMING. THE LIST STARTS INSIDE.

Transport Topics

2019 **TOP50** LOGISTICS COMPANIES

How disruptive strategies
will leave logistics

turned
on its
head.

In the world of logistics, it's not
'business as usual.' Will 3PLs
change to meet new market
demands?



TransForce *Group*

Driver's Choice | Carrier Advantage

Education. Specialty Staffing. Safety.

We provide industry-leading services to drivers and motor carriers in North America.



TransForce

Education and Training

**Educating the Drivers
of Today and Tomorrow**



TransForce

Recruiting and Employment

**Placing Qualified Drivers
in the Right Positions**



TransForce

Compliance and Safety

**Keeping Drivers and Carriers
Safe and Compliant**

TransForce Group offers a suite of workforce solutions that supports every aspect of the transportation and logistics industry. Our unmatched North American presence and strong local relationships allow us to offer education and training, recruiting and employment, compliance, and safety solutions to motor carriers in need of qualified drivers, all while educating the drivers of the future.

transforcegroup.com

1-800-308-6989



Competition Rises Among Top Firms

Bigger is better. So says Brad Jacobs, CEO of XPO Logistics. And who can argue? XPO Logistics remains firmly entrenched as the No. 1 logistics company in North America after a meteoric rise fueled by a string of high-profile acquisitions over the last eight years.

“Logistics is the last large industry that hasn’t consolidated,” Jacobs told Transport Topics. “This is an industry with more than \$1 trillion opportunity, yet no company has even 10% market share. The market is fragmented today, but consolidation will be good for both customers and the economy. It’s better for the industry and the customer if there’s a handful of big players.”

Jacobs is not alone in thinking this way, of course, and with XPO putting a hold on acquisitions while it sorts out the loss of \$600 million in business from its largest customer along with a slowdown in business growth in Europe, others are seizing the opportunity to challenge Jacobs for supremacy in logistics.

UPS Supply Chain Solutions and DHL Supply Chain, ranked Nos. 2 and 3, respectively, grew much faster than XPO Logistics in the past year, narrowing the gap in revenue and maintaining a steady focus on expanding their logistics capabilities.

J.B. Hunt Transport Services jumped ahead of C.H. Robinson Worldwide in the rankings and, more importantly, signaled that it was ready to make acquisitions to bolster its market share. J.B. Hunt purchased Cory 1st Choice Delivery, for example, as a way to accelerate plans to offer nationwide final-mile delivery services.

Penske Logistics and Lineage Logistics are two other examples of companies that moved higher in the rankings after making substantive acquisitions over the past year. Penske acquired Epes Transport System, a dry van truckload and dedicated contract carrier. Lineage bought rival Preferred Freezer Services, displacing Americold as the largest cold storage warehousing firm in North America.

Lineage jumped to No. 9 from No. 18 on the TT Top 50 list while Americold dropped to No. 17, from No. 9 a year ago.

Companies outside of North America also represent a threat to the current group of top-ranked logistics companies.

DHL’s corporate parent, Germany’s Deutsche Post AG, is already the biggest and perhaps most capable logistics company in the world and other firms in Europe are actively pursuing Ceva Logistics and Swiss freight forwarder Panalpina as acquisition targets.

And what about Amazon? The online retailer is pulling back some of the business it does now with third-party logistics companies and the consensus among many logistics industry analysts is that it will become a 3PL itself, if it hasn’t already.

All that is missing, frankly, is some way to objectively measure the revenue that Amazon generates by providing fulfillment and delivery services to sellers that use its platform.

Some believe that Amazon is already bigger than any logistics company in the world, but the reality is that we don’t know enough about the company or its long-term objectives to say for sure.

Logistics industry researcher Evan Armstrong sees several scenarios for Amazon, ranging from maintaining what it does today to becoming a full-fledged global logistics company and making acquisitions, not unlike the way it entered the grocery business with the purchase of Whole Foods.

On the other hand, experts such as Jim Rice at the Center for Transportation and Logistics at the Massachusetts Institute of Technology point out that Amazon is losing money on logistics now and doing more of it doesn’t make a lot of sense.

But then, profits have never been a priority for Amazon. Growth is.

And that is the strategy that should worry all of the companies on the Transport Topics Top 50 Logistics Companies list.

ABOUT THE TOP 50 LIST





The 2019 Top 50 Logistics Companies list is a joint project of TRANSPORT TOPICS and Armstrong & Associates Inc. Logistics is defined as the procurement of transportation for shippers and includes services such as freight brokerage, air and ocean freight forwarding, warehousing and distribution and dedicated contract carriage.

Companies are ranked on the basis of actual or estimated net revenue and include a description of services, names of top executives, key customers and industry expertise.

Senior Features Writer Daniel P. Bearth coordinated the project and was assisted by Joe Antoshak.

Armstrong & Associates, a leading third-party logistics market research firm, provided revenue estimates and additional data used to rank companies in each of six logistics sectors.

Firms wishing to participate in the 2020 Top 50 list can contact TRANSPORT TOPICS at tteditor@ttnews.com.

Rank 2019	Rank 2018	Company	Net Revenue (in millions)	% Change	Gross Revenue (in millions)	% Change	Employees	Industry Expertise/Key Customers	Description of Services
1 	1	XPO Logistics Inc. Greenwich, Conn. (NYSE: XPO) Bradley Jacobs, Chairman and CEO <i>xpo.com</i>	\$6,112 ^e \$5,238^e	16.7	\$10,850 ^e \$9,506^e	14.1	NA NA	Aerospace and defense, automotive, building products, chemicals, consumer packaged goods, computers and electronics, durable goods, industrial and manufacturing, fashion and apparel, food and beverage, forest and paper products, government, health care, office equipment, oil and gas, publishing, retail, rubber and plastic products, telecommunications Customers include: NA	Air and ocean freight forwarding, custom brokerage, dedicated contract carriage, freight brokerage, intermodal and drayage, inventory management and packaging, order fulfillment, returned goods management, supply chain consulting, transportation management, warehousing and distribution
2 	2	UPS Supply Chain Solutions Atlanta (UPS Inc.) David Abney, CEO <i>ups.com</i>	\$4,750 ^e \$3,252^e	46.1	\$9,814 ^e \$7,981	23	NA NA	Aerospace and defense, automotive, consumer packaged goods, computers and electronics, durable goods, industrial and manufacturing, fashion and apparel, government, health care, retail, telecommunications Customers include: NA	Air and ocean freight forwarding, custom brokerage, dedicated contract carriage, freight brokerage, inventory management and packaging, order fulfillment, returned goods management, supply chain consulting, transportation management, warehousing and distribution
3 	3	DHL Supply Chain Westerville, Ohio (Deutsche Post DHL, Bonn, Germany) Scott Sureddin, CEO, North America <i>logistics.dhl</i>	\$3,809 \$2,415^e	57.7	\$4,178 \$4,390^e	-4.8	NA NA	Automotive, chemicals, consumer packaged goods, computers and electronics, durable goods, industrial and manufacturing, food and beverage, health care, retail Customers include: Bayer Healthcare, Chrysler, Coty, Diageo, Campbell's Soup, Rodan + Fields, Lego, General Mills, Nike	Order fulfillment, supply chain consulting, transportation management, warehousing and distribution
4 	6	J.B. Hunt Transport Services Lowell, Ark. (Nasdaq: JBHT) John Roberts, President and CEO <i>jbhunt.com</i>	\$2,900 ^e \$2,315^e	25.3	\$8,214 \$6,828	20.3	NA NA	Aerospace and defense, automotive, building products, chemicals, consumer packaged goods, computers and electronics, durable goods, industrial and manufacturing, fashion and apparel, food and beverage, forest and paper products, government, health care, office equipment, oil and gas, publishing, retail, rubber and plastic products, telecommunications Customers include: NA	Dedicated contract carriage, freight brokerage, intermodal and drayage, order fulfillment, supply chain consulting, transportation management, warehousing and distribution






e = estimate

NA = Not Applicable or Not Available
2018 numbers printed in orange

TRANSPORT TOPICS' **Top 50 Logistics Companies** is sponsored online by



In cooperation with:  **ARMSTRONG & ASSOCIATES, INC.**

Rank 2019	Rank 2018	Company	Net Revenue (in millions)	% Change	Gross Revenue (in millions)	% Change	Employees	Industry Expertise/Key Customers	Description of Services
5	4	C.H. Robinson Worldwide Eden Prairie, Minn. (Nasdaq: CHRW) Robert Biesterfeld, Chairman and CEO (effective May 9) <i>chrobinson.com</i>	\$2,705 \$2,368	14.2	\$16,631 \$14,869	11.9	15,262 15,074	Aerospace and defense, automotive, building products, chemicals, consumer packaged goods, computers and electronics, durable goods, industrial and manufacturing, fashion and apparel, food and beverage, forest and paper products, government, health care, office equipment, oil and gas, publishing, retail, rubber and plastic products, telecommunications Customers include: Microsoft, Walmart, Lowe's, HSNi, Sunny Delight, Evergreen Packaging, Tesco, Coca-Cola, Ocean Spray, Newell Brands	Air and ocean freight forwarding, custom brokerage, dedicated contract carriage, freight brokerage, intermodal and drayage, inventory management and packaging, returned goods management, supply chain consulting, transportation management, warehousing and distribution
		C.H. ROBINSON							
6	7	Ryder Supply Chain Solutions Miami (Ryder System) Robert Sanchez, Chairman and CEO Steve Sensing, President, Global Supply Chain Solutions <i>ryder.com</i>	\$2,636 \$2,297	14.8	\$3,731 \$3,066	21.7	NA NA	Aerospace and defense, automotive, building products, consumer packaged goods, computers and electronics, durable goods, industrial and manufacturing, fashion and apparel, food and beverage, forest and paper products, health care, office equipment, oil and gas, publishing, retail, rubber and plastic products, telecommunications Customers include: NA	Custom brokerage, dedicated contract carriage, freight brokerage, inventory management and packaging, order fulfillment, returned goods management, supply chain consulting, transportation management, warehousing and distribution
									
7	5	Expeditors International of Washington Seattle (Nasdaq: EXPD) Jeffrey Musser, President and CEO <i>expeditors.com</i>	\$2,620 \$2,319	13	\$8,138 \$6,920	17.6	17,500 16,944	Aerospace and defense, automotive, computers and electronics, fashion and apparel, food and beverage, health care, oil and gas, retail Customers include: NA	Air and ocean freight forwarding, cross-border services, custom brokerage, order fulfillment, returned goods management, transportation management, warehousing and distribution
									
8	12	Penske Logistics Reading, Pa. (Penske Truck Leasing Co.) Marc Althen, President <i>penskelogistics.com</i>	\$1,840 ^e \$1,360^e	35.3	\$2,300 \$1,700	35.3	19,331 17,900	Automotive, building products, chemicals, consumer packaged goods, computers and electronics, durable goods, industrial and manufacturing, food and beverage, health care, publishing, retail, rubber and plastic products Customers include: Kroger, Whirlpool, Toyota Motor Co., Ford Motor Co., Schnucks, Novelis, Delphi, Adient	Air and ocean freight forwarding, custom brokerage, dedicated contract carriage, freight brokerage, inventory management and packaging, supply chain consulting, transportation management, warehousing and distribution
									
9	18	Lineage Logistics Novi, Mich. (Bay Grove) Greg Lehmkuhl, President and CEO <i>lineagelogistics.com</i>	\$1,837 \$900	104.1	NA NA	NA	NA NA	Industrial and manufacturing, food and beverage Customers include: NA	Custom brokerage, dedicated contract carriage, inventory management and packaging, supply chain consulting, warehousing and distribution
									

e = estimate

NA = Not Applicable or Not Available
2018 numbers printed in orange

TRANSPORT TOPICS' **Top 50 Logistics Companies** is sponsored online by



In cooperation with:  ARMSTRONG & ASSOCIATES, INC.

Rank 2019	Rank 2018	Company	Net Revenue (in millions)	% Change	Gross Revenue (in millions)	% Change	Employees	Industry Expertise/Key Customers	Description of Services
10	10	NFI Cherry Hill, N.J. Sidney Brown, CEO Ike Brown, President and Vice Chairman Jeff Brown, President and Vice Chairman Steve Grabell, CFO <i>nfiindustries.com</i>	\$1,700 \$1,468	15.8	\$2,000 \$1,910	4.7	10,900 10,000	Aerospace and defense, automotive, building products, chemicals, consumer packaged goods, computers and electronics, durable goods, industrial and manufacturing, fashion and apparel, food and beverage, forest and paper products, government, office equipment, retail Customers include: NA	Air and ocean freight forwarding, custom brokerage, dedicated contract carriage, freight brokerage, intermodal and drayage, inventory management and packaging, order fulfillment, returned goods management, supply chain consulting, transportation management, warehousing and distribution
11	8	FedEx Logistics Memphis, Tenn. (FedEx Corp.) Richard Smith, President and CEO <i>fedex.com</i>	\$1,625 ^e \$1,545^e	5.2	\$3,170 ^e \$3,014	5.2	NA NA	Automotive, computers and electronics, health care, retail Customers include: NA	Air and ocean freight forwarding, custom brokerage, order fulfillment, returned goods management, transportation management, warehousing and distribution
12	11	Kuehne + Nagel Inc. Jersey City, N.J. (Kuehne + Nagel International AG, Feusisberg, Switzerland) Bob Mihok, President, North America <i>kuehne-nagel.com</i>	\$1,579 \$1,379	14.5	\$6,634 \$5,541	19.7	14,466 12,565	Aerospace and defense, automotive, consumer packaged goods, computers and electronics, industrial and manufacturing, food and beverage, forest and paper products, health care, oil and gas, retail Customers include: NA	Air and ocean freight forwarding, custom brokerage, freight brokerage, supply chain consulting, transportation management, warehousing and distribution
13	24	Ingram Micro Commerce & Lifecycle Services Irvine, Calif. (Ingram Micro Inc.) Ken Beyer, President <i>ingrammicroservices.com</i>	\$1,400 ^e \$750	86.7	\$1,500 \$800	87.5	NA NA	Consumer packaged goods, computers and electronics, fashion and apparel, retail Customers include: Best Buy, Soylent, LifeAid, Greats Shoes, Samsung, Google, Ace & Tate	Inventory management and packaging, order fulfillment, returned goods management, transportation management, warehousing and distribution
14	15	Geodis Brentwood, Tenn. (Geodis, Paris) Randy Tucker, President and CEO <i>geodis.com</i>	\$1,319 \$1,010	30.6	\$2,139 \$1,297	64.9	13,549 10,000	Automotive, building products, chemicals, consumer packaged goods, computers and electronics, durable goods, industrial and manufacturing, fashion and apparel, food and beverage, health care, office equipment, publishing, retail, rubber and plastic products, telecommunications Customers include: Apple, Starbucks, H&M, Nutrisystem, Red Bull, LEGO, IBM, Volvo	Air and ocean freight forwarding, custom brokerage, dedicated contract carriage, freight brokerage, intermodal and drayage, inventory management and packaging, order fulfillment, returned goods management, supply chain consulting, transportation management, warehousing and distribution
15	13	Ceva Logistics Houston (Ceva Group PLC, Hoofddorp, Netherlands) Michael O'Donoghue, Managing Director, North America <i>cevalogistics.com</i>	\$1,195 ^e \$1,155^e	3.5	\$2,427 \$2,331	4.1	10,350 NA	Automotive, consumer packaged goods, computers and electronics, industrial and manufacturing, health care, retail Customers include: NA	Air and ocean freight forwarding, custom brokerage, freight brokerage, order fulfillment, returned goods management, supply chain consulting, transportation management, warehousing and distribution







e = estimate

NA = Not Applicable or Not Available
2018 numbers printed in orange

TRANSPORT TOPICS' **Top 50 Logistics Companies** is sponsored online by



In cooperation with: ARMSTRONG & ASSOCIATES, INC.

Rank 2019	Rank 2018	Company	Net Revenue (in millions)	% Change	Gross Revenue (in millions)	% Change	Employees	Industry Expertise/Key Customers	Description of Services
16 	18	Schneider Green Bay, Wis. (NYSE: SNDR) Mark Rourke, President and CEO (after April 29) <i>schneider.com</i>	\$1,180 ^e \$900 ^e	31.1	\$2,711 \$2,330	16.4	NA NA	Automotive, building products, chemicals, consumer packaged goods, computers and electronics, durable goods, industrial and manufacturing, fashion and apparel, food and beverage, forest and paper products, health care, office equipment, oil and gas, publishing, retail, rubber and plastic products Customers include: NA	Dedicated contract carriage, freight brokerage, intermodal and drayage, inventory management and packaging, order fulfillment, returned goods management, supply chain consulting, transportation management, warehousing and distribution
17 	9	Americold Logistics Atlanta (NYSE: COLD) Fred Boehler, President and CEO <i>americold.com</i>	\$1,158 \$1,536	-24.6	\$1,595 NA	NA	11,000 11,000	Consumer packaged goods, food and beverage Customers include: NA	Inventory management and packaging, order fulfillment, returned goods management, supply chain consulting, transportation management, warehousing and distribution
18 	14	Radial King of Prussia, Pa. (bpost, Brussels, Belgium) Pierre Winand, President and CEO <i>radial.com</i>	\$1,082 \$1,082	0	NA NA	NA	4,914 6,000	Automotive, building products, consumer packaged goods, computers and electronics, durable goods, fashion and apparel, food and beverage, forest and paper products, office equipment, publishing, retail, rubber and plastic products, telecommunications Customers include: Ace Hardware, Adidas, Bath & Body Works, Club Monaco, Dick's Sporting Goods, Dockers, DSW, GameStop, Guess, Kenneth Cole, NASCAR, NBA, NFL, PBS, Sony, Speedo, Timberland, Walgreens, Zales	Inventory management and packaging, order fulfillment, returned goods management, supply chain consulting, transportation management, warehousing and distribution
19 	18	Syncreon Holdings Auburn Hills, Mich. Brian Enright, CEO <i>syncreon.com</i>	\$1,050 ^e \$900	29.4	\$1,165 \$1,000	16.5	NA NA	Automotive, computers and electronics, telecommunications Customers include: NA	Inventory management and packaging, order fulfillment, returned goods management, transportation management, warehousing and distribution
20 	17	DB Schenker USA Miami (Deutsche Bahn AG, Essen Germany) Jeffery Barrie, CEO <i>dbschenkerusa.com</i>	\$1,028 ^e \$995 ^e	3.3	\$2,997 ^e \$2,870 ^e	4.4	7,200 7,000	Aerospace and defense, automotive, chemicals, computers and electronics, industrial and manufacturing, food and beverage, health care, retail Customers include: Cisco, Procter & Gamble, Volkswagen Group	Air and ocean freight forwarding, custom brokerage, order fulfillment, transportation management, warehousing and distribution
20 	21	Werner Global Logistics Omaha, Neb. (Werner Enterprises) Derek Leathers, President and CEO <i>werner.com</i>	\$1,028 \$855	20.2	\$1,465 \$1,211	21	6,119 5,586	Automotive, building products, consumer packaged goods, computers and electronics, durable goods, industrial and manufacturing, fashion and apparel, food and beverage, forest and paper products, office equipment, oil and gas, publishing, retail, rubber and plastic products, telecommunications Customers include: Dollar General, Dollar Tree, The Home Depot, Procter & Gamble, Walmart Stores	Air and ocean freight forwarding, custom brokerage, dedicated contract carriage, freight brokerage, intermodal and drayage, inventory management and packaging, order fulfillment, returned goods management, supply chain consulting, transportation management, warehousing and distribution

e = estimate

NA = Not Applicable or Not Available
2018 numbers printed in orange

TRANSPORT TOPICS' **Top 50 Logistics Companies** is sponsored online by



In cooperation with: 

Rank 2019	Rank 2018	Company	Net Revenue (in millions)	% Change	Gross Revenue (in millions)	% Change	Employees	Industry Expertise/Key Customers	Description of Services
22 RUAN	22	Ruan Des Moines, Iowa John Ruan III, Chairman Ben McLean, CEO <i>ruan.com</i>	\$900 ^e \$785 ^e	14.6	\$957 \$836	14.5	5,700 5,362	Aerospace and defense, automotive, building products, chemicals, consumer packaged goods, durable goods, industrial and manufacturing, food and beverage, forest and paper products, office equipment, retail, rubber and plastic products Customers include: NA	Dedicated contract carriage, freight brokerage, intermodal and drayage, inventory management and packaging, order fulfillment, returned goods management, supply chain consulting, transportation management, warehousing and distribution
23 NEOVIA	23	Neovia Logistics Irvine, Texas (Rhone Capital) Pat Olney, CEO <i>neovialogistics.com</i>	\$763 ^e \$763	0	\$763 ^e NA	NA	NA NA	Aerospace and defense, automotive, chemicals, computers and electronics, durable goods, industrial and manufacturing, oil and gas, retail Customers include: NA	Order fulfillment, returned goods management, supply chain consulting, transportation management, warehousing and distribution
24 CARDINAL	25	Cardinal Logistics Holdings Concord, N.C. (Centerbridge Partners) Tom Hostetler, CEO <i>cardlog.com</i>	\$718 \$723	-0.7	\$805 \$792	1.6	4,245 4,273	Automotive, building products, chemicals, consumer packaged goods, durable goods, industrial and manufacturing, fashion and apparel, food and beverage, forest and paper products, retail, rubber and plastic products Customers include: Home Depot, Associated Wholesale Grocers, Land O' Lakes, Ply Gem	Dedicated contract carriage, freight brokerage, intermodal and drayage, inventory management and packaging, order fulfillment, returned goods management, supply chain consulting, transportation management, warehousing and distribution
25 TQL	29	Total Quality Logistics Cincinnati Ken Oaks, CEO <i>tql.com</i>	\$683 \$521	31.1	\$3,643 \$2,934	24.2	5,500 4,200	Aerospace and defense, automotive, building products, chemicals, consumer packaged goods, computers and electronics, durable goods, industrial and manufacturing, fashion and apparel, food and beverage, forest and paper products, government, health care, office equipment, oil and gas, publishing, retail, rubber and plastic products, telecommunications Customers include: NA	Dedicated contract carriage, freight brokerage, intermodal and drayage, supply chain consulting, transportation management
26 APL Logistics	16	APL Logistics Scottsdale, Ariz. (Kintetsu World Express, Tokyo) William Villalon, President <i>apllogistics.com</i>	\$665 ^e \$1,000 ^e	7	\$1,075 ^e \$1,632	6	6,800 7,600	Automotive, consumer packaged goods, industrial and manufacturing, retail Customers include: AAFES, Asics, Dow Corning, Procter & Gamble, Kellogg, General Motors Co., Dupont, Walmart Stores, Samsung, Netgear, Target, Barilla Pasta	Air and ocean freight forwarding, custom brokerage, dedicated contract carriage, freight brokerage, intermodal and drayage, inventory management and packaging, order fulfillment, returned goods management, supply chain consulting, transportation management, warehousing and distribution
27 Universal	27	Universal Logistics Holdings Inc. Warren, Mich. (Nasdaq: ULH) Jeff Rogers, CEO <i>universallogistics.com</i>	\$610 ^e \$545 ^e	11.9	\$1,148 \$933	23	NA NA	Aerospace and defense, automotive, consumer packaged goods, industrial and manufacturing, government, oil and gas, retail, rubber and plastic products Customers include: NA	Air and ocean freight forwarding, custom brokerage, dedicated contract carriage, freight brokerage, intermodal and drayage, inventory management and packaging, order fulfillment, returned goods management, supply chain consulting, transportation management, warehousing and distribution

e = estimate

NA = Not Applicable or Not Available
2018 numbers printed in orange

TRANSPORT TOPICS' **Top 50 Logistics Companies** is sponsored online by



In cooperation with: ARMSTRONG & ASSOCIATES, INC.

Rank 2019	Rank 2018	Company	Net Revenue (in millions)	% Change	Gross Revenue (in millions)	% Change	Employees	Industry Expertise/Key Customers	Description of Services
28	31	U.S. Xpress Enterprises Chattanooga, Tenn. (NYSE: USX) Eric Fuller, President & CEO <i>usxpress.com</i>	\$571 \$484	18	\$809 \$661	22.4	3,169 3,429	Automotive, building products, consumer packaged goods, computers and electronics, durable goods, industrial and manufacturing, fashion and apparel, food and beverage, publishing, retail, telecommunications Customers include: Wal-Mart, Procter & Gamble, Tractor Supply, Amazon, Dollar General, Family Dollar, Dollar Tree	Dedicated contract carriage, freight brokerage
29	30	Saddle Creek Logistics Services Lakeland, Fla. Clifford Otto, CEO <i>sclogistics.com</i>	\$538 ^e \$510	5.5	\$579 NA	NA	3,800 3,100	Consumer packaged goods, computers and electronics, fashion and apparel, food and beverage, forest and paper products, retail Customers include: Ipsy, Lowe's, Sam's, E&J Gallo, Arizona, Del Monte	Dedicated contract carriage, freight brokerage, inventory management and packaging, order fulfillment, returned goods management, transportation management, warehousing and distribution
30	33	Hub Group Oak Brook, Ill. (Nasdaq: HUBG) David Yeager, Chairman and CEO <i>hubgroup.com</i>	\$536 ^e \$458	17	\$4,423 \$4,035	9.6	5,370 4,000	Automotive, building products, chemicals, consumer packaged goods, computers and electronics, durable goods, industrial and manufacturing, fashion and apparel, food and beverage, forest and paper products, government, health care, office equipment, retail, rubber and plastic products, telecommunications Customers include: The Home Depot, Whirlpool, Toyota, Georgia Pacific, Kimberly-Clark, Big Lots, Ryder	Air and ocean freight forwarding, custom brokerage, dedicated contract carriage, freight brokerage, intermodal and drayage, inventory management and packaging, order fulfillment, supply chain consulting, transportation management, warehousing and distribution
31	28	DSC Logistics Des Plaines, Ill. (CJ Logistics, Seoul, Korea) Ed Bowersox, President <i>dsclogistics.com</i>	\$535 ^e \$530	0.9	\$578 ^e NA	NA	NA NA	Consumer packaged goods, computers and electronics, industrial and manufacturing, food and beverage, health care, publishing Customers include: NA	Order fulfillment, supply chain consulting, transportation management, warehousing and distribution
32	26	Kenco Group Chattanooga, Tenn. Denis Reilly, President and CEO <i>kencogroup.com</i>	\$534 \$556	-4	\$603 \$605	-0.3	3,100 3,100	Automotive, building products, chemicals, consumer packaged goods, computers and electronics, durable goods, industrial and manufacturing, fashion and apparel, food and beverage, forest and paper products, health care, office equipment, oil and gas, publishing, retail, rubber and plastic products Customers include: Mead-Johnson Nutrition, POST, Whirlpool, Stryker, Komatsu	Air and ocean freight forwarding, custom brokerage, dedicated contract carriage, freight brokerage, intermodal and drayage, inventory management and packaging, order fulfillment, returned goods management, supply chain consulting, transportation management, warehousing and distribution







e = estimate

NA = Not Applicable or Not Available
2018 numbers printed in orange

TRANSPORT TOPICS' **Top 50 Logistics Companies** is sponsored online by



In cooperation with: ARMSTRONG & ASSOCIATES, INC.

Rank 2019	Rank 2018	Company	Net Revenue (in millions)	% Change	Gross Revenue (in millions)	% Change	Employees	Industry Expertise/Key Customers	Description of Services
33 	32	DSV Americas Clark, N.J. (DSV Air & Sea Holding A/S, Copenhagen, Denmark) Niels Larsen, President, DSV-USA <i>us.dsv.com</i>	\$522 ^e \$465 ^e	12.3	\$2,358 \$2,094	12.6	NA NA	Automotive, consumer packaged goods, computers and electronics, industrial and manufacturing, health care Customers include: NA	Air and ocean freight forwarding, custom brokerage, inventory management and packaging, order fulfillment, returned goods management, supply chain consulting, transportation management, warehousing and distribution
34 	35	Black Horse Carriers Inc. Carol Stream, Ill. Kenneth Landego, President and CEO <i>blackhorsecarriers.com</i>	\$491 \$413	18.9	\$491 \$413	18.9	3,438 3,150	Automotive, consumer packaged goods, industrial and manufacturing, fashion and apparel, food and beverage, forest and paper products, health care, office equipment, retail Customers include: NA	Dedicated contract carriage
35 	36	TransGroup Global Logistics Seattle Ron Lee, President and CEO North America <i>transgroup.com</i>	\$460 ^e \$405 ^e	13.6	\$1,005 \$905	11	1,449 1,449	Aerospace and defense, automotive, building products, chemicals, consumer packaged goods, computers and electronics, durable goods, industrial and manufacturing, fashion and apparel, food and beverage, forest and paper products, government, health care, office equipment, oil and gas, publishing, retail, rubber and plastic products Customers include: NA	Air and ocean freight forwarding, custom brokerage, dedicated contract carriage, freight brokerage, intermodal and drayage, inventory management and packaging, order fulfillment, returned goods management, warehousing and distribution
36 	39	Performance Team El Segundo, Calif. Craig Kaplan, CEO Cliff Katab, President <i>performanceteam.net</i>	\$456 \$368	23.9	\$456 \$368	23.9	1,750 1,400	Automotive, consumer packaged goods, computers and electronics, fashion and apparel, retail Customers include: Kohls, TOMS, Nike, Kenneth Cole, TJX, Ross Stores, Ring	Dedicated contract carriage, intermodal and drayage, inventory management and packaging, order fulfillment, returned goods management, supply chain consulting, transportation management, warehousing and distribution
37 	34	Panalpina Inc. Morristown, N.J. (Panalpina Group, Basel, Switzerland) Stefan Karlen, President and CEO <i>panalpina.com</i>	\$435 \$436	-0.2	\$2,596 \$2,381	9	NA NA	Automotive, chemicals, consumer packaged goods, computers and electronics, industrial and manufacturing, fashion and apparel, health care, retail, telecommunications Customers include: NA	Air and ocean freight forwarding, order fulfillment, returned goods management, supply chain consulting, transportation management, warehousing and distribution
38 	40	Echo Global Logistics Chicago (Nasdaq: ECHO) Douglas Waggoner, Chairman and CEO <i>echo.com</i>	\$420 \$339	23.9	\$2,440 \$1,943	25.6	2,321 2,453	Aerospace and defense, automotive, building products, chemicals, consumer packaged goods, computers and electronics, durable goods, industrial and manufacturing, fashion and apparel, food and beverage, forest and paper products, health care, office equipment, oil and gas, publishing, retail, rubber and plastic products Customers include: Culligan, Greenheck, Johnstone Supply	Custom brokerage, freight brokerage, intermodal and drayage, returned goods management, supply chain consulting, transportation management

e = estimate

NA = Not Applicable or Not Available
2018 numbers printed in orange

TRANSPORT TOPICS' **Top 50 Logistics Companies** is sponsored online by



In cooperation with:  **ARMSTRONG & ASSOCIATES, INC.**

Rank 2019	Rank 2018	Company	Net Revenue (in millions)	% Change	Gross Revenue (in millions)	% Change	Employees	Industry Expertise/Key Customers	Description of Services
38	42	Landstar System Jacksonville, Fla. (Nasdaq: LSTR) Jim Gattoni, President and CEO <i>landstar.com</i>	\$420 ^e \$320 ^e	31.2	\$2,542 ^e \$1,940 ^e	31	NA NA	Aerospace and defense, automotive, building products, chemicals, consumer packaged goods, computers and electronics, durable goods, industrial and manufacturing, fashion and apparel, food and beverage, forest and paper products, government, health care, office equipment, retail, rubber and plastic products Customers include: NA	Air and ocean freight forwarding, custom brokerage, dedicated contract carriage, freight brokerage, intermodal and drayage, supply chain consulting, transportation management
40	38	BDP International Philadelphia (Greenbriar Equity Group) Richard Bolte Jr., Chairman and CEO <i>bdpinternational.com</i>	\$379 \$370 ^e	2.4	\$1,552 \$1,300	19.4	NA NA	Chemicals, consumer packaged goods, health care, oil and gas, retail Customers include: NA	Air and ocean freight forwarding, custom brokerage, order fulfillment, supply chain consulting, transportation management, warehousing and distribution
41	50	Odyssey Logistics & Technology Corp. Danbury, Conn. (The Jordan Co.) Bob Shellman, President and CEO <i>odysseylogistics.com</i>	\$365 \$215 ^e	69.8	\$1,018 \$650 ^e	56.6	2,400 NA	Automotive, chemicals, consumer packaged goods, industrial and manufacturing, food and beverage, health care, oil and gas Customers include: NA	Air and ocean freight forwarding, custom brokerage, freight brokerage, order fulfillment, supply chain consulting, transportation management, warehousing and distribution
42	41	Worldwide Express Dallas (Ridgmont Equity Partners) Tom Madine, President and CEO <i>wwex.com</i>	\$360 \$330	9.1	\$1,650 \$1,400	17.9	NA NA	NA Customers include: Kraft, Samsung, Hyundai, Natureplex	Custom brokerage, freight brokerage, supply chain consulting, transportation management
43	Not Ranked	Covenant Transport Services Chattanooga, Tenn. (Nasdaq: CVTI) David Parker, Chairman & CEO <i>covenanttransport.com/</i>	\$298 ^e \$0	NA	\$401 NA	NA	NA NA	Automotive, consumer packaged goods, durable goods, fashion and apparel, food and beverage, retail Customers include: Wal-Mart, UPS, Shaw Industries	Dedicated contract carriage, freight brokerage, inventory management and packaging, transportation management, warehousing and distribution
44	48	Toll Global Forwarding Carteret, N.J. (Japan Post Co., Tokyo) Michael Byrne, CEO <i>tollgroup.com</i>	\$290 ^e \$225 ^e	28.9	\$1,475 ^e \$1,160 ^e	27.2	NA NA	Aerospace and defense, automotive, chemicals, computers and electronics, food and beverage, forest and paper products, government, health care, oil and gas, publishing Customers include: NA	Air and ocean freight forwarding, custom brokerage, supply chain consulting, transportation management
44	44	Visible Supply Chain Management Salt Lake City Jared Starling, CEO Casey Adams, President <i>visiblescm.com</i>	\$290 ^e \$256	13.3	\$357 \$286	24.8	1,500 1,200	Consumer packaged goods Customers include: NA	Freight brokerage, order fulfillment, returned goods management, transportation management, warehousing and distribution

e = estimate

NA = Not Applicable or Not Available
2018 numbers printed in orange

TRANSPORT TOPICS' **Top 50 Logistics Companies** is sponsored online by



In cooperation with: ARMSTRONG & ASSOCIATES, INC.

Rank 2019	Rank 2018	Company	Net Revenue (in millions)	% Change	Gross Revenue (in millions)	% Change	Employees	Industry Expertise/Key Customers	Description of Services
46	45	Cowan Logistics Baltimore Dennis Morgan, President <i>cowansystems.com</i>	\$281 ^e \$254	10.6	\$426 \$367	16.1	1,445 1,390	Building products, chemicals, consumer packaged goods, computers and electronics, durable goods, industrial and manufacturing, fashion and apparel, food and beverage, forest and paper products, government, health care, office equipment, publishing, retail, rubber and plastic products, telecommunications Customers include: NA	Dedicated contract carriage, freight brokerage, intermodal and drayage, warehousing and distribution
47	46	Transplace Inc. Frisco, Texas (TPG Capital) Frank McGuigan, CEO <i>transplace.com</i>	\$280 \$242	15.7	\$2,886 \$2,181	32.3	2,400 2,050	Automotive, building products, chemicals, consumer packaged goods, durable goods, industrial and manufacturing, fashion and apparel, food and beverage, forest and paper products, oil and gas, retail, rubber and plastic products Customers include: BASF, Nestle Waters, Del Monte Foods, Huhtamaki, Colgate-Palmolive, US Gypsum, Cummins, Novolex, Borg Warner	Air and ocean freight forwarding, custom brokerage, freight brokerage, intermodal and drayage, supply chain consulting, transportation management, warehousing and distribution
48	Not Ranked	Marten Transport Ltd. Mondovi, Wis. (Nasdaq: MRTN) Timothy Kohl, President <i>marten.com</i>	\$275 ^e \$59	366.1	\$412 \$671	-38.6	3,590 3,700	Consumer packaged goods, food and beverage Customers include: NA	Dedicated contract carriage, freight brokerage, intermodal and drayage
49	Not Ranked	Lazer Spot Inc. Alpharetta, Ga. (Greenbriar Equity Group) Adam Newsome, President and CEO <i>lazerspot.com</i>	\$256 NA	NA	\$262 NA	NA	2,555 NA	Consumer packaged goods, industrial and manufacturing, food and beverage, retail Customers include: NA	Yard management services.
50	Not Ranked	GlobalTranz Enterprises Scottsdale, Ariz. (The Jordan Co.) Robert Farrell, Executive Chairman Renee Krug, CEO <i>globaltranz.com</i>	\$245 \$151	62.3	\$1,384 \$854	62.1	853 696	Aerospace and defense, automotive, building products, chemicals, consumer packaged goods, computers and electronics, durable goods, industrial and manufacturing, fashion and apparel, food and beverage, forest and paper products, government, health care, office equipment, oil and gas, publishing, retail, rubber and plastic products, telecommunications Customers include: T-Mobile, Amazon.com, Anheuser-Busch, Best Buy, Coca Cola, Sears Holdings, Ericsson, U-Haul, US Foods, Rexnord Industries	Air and ocean freight forwarding, freight brokerage, intermodal and drayage, inventory management and packaging, order fulfillment, returned goods management, supply chain consulting, transportation management, warehousing and distribution

e = estimate

NA = Not Applicable or Not Available
2018 numbers printed in orange

TRANSPORT TOPICS' **Top 50 Logistics Companies** is sponsored online by



In cooperation with: ARMSTRONG & ASSOCIATES, INC.

Top Freight Brokerage Firms

Companies are ranked based on net revenue and include a description of the types of freight handled and, if available, the number of loads or shipments, shown in parentheses, for the latest 12-month period.

1 C.H. Robinson Worldwide

Net Revenue: **\$1.8 billion** Gross Revenue: **\$11.2 billion**
air/expedited, rail intermodal, LTL, dry van truckload, refrigerated, flatbed/heavy haul, bulk/tank

2 Total Quality Logistics

Net Revenue: **\$683 million** Gross Revenue: **\$3.6 billion**
rail intermodal, LTL, dry van truckload, refrigerated, flatbed/heavy haul

3 Coyote Logistics

Net Revenue: **\$515 million*** Gross Revenue: **\$4 billion***
rail intermodal, LTL, dry van truckload, refrigerated, flatbed/heavy haul

4 XPO Logistics Inc.

Net Revenue: **\$514 million** Gross Revenue: **\$2.9 billion**
air/expedited, rail intermodal, LTL, dry van truckload, refrigerated, flatbed/heavy haul

5 Echo Global Logistics

Net Revenue: **\$420.4 million** Gross Revenue: **\$2.4 billion**
air/expedited, rail intermodal, LTL, dry van truckload, refrigerated, flatbed/heavy haul, bulk/tank

6 Landstar System

Net Revenue: **\$400 million** Gross Revenue: **\$2.4 billion***
air/expedited, rail intermodal, LTL, dry van truckload, refrigerated, flatbed/heavy haul

7 Worldwide Express/Unishippers

Net Revenue: **\$360 million** Gross Revenue: **\$1.6 billion**
air/expedited, LTL, dry van truckload, refrigerated, flatbed/heavy haul, parcel

8 GlobalTranz Enterprises

Net Revenue: **\$245 million** Gross Revenue: **\$1.4 billion**
air/expedited (43,294), rail intermodal (3,368), LTL (1,671,268), dry van truckload (425,095), refrigerated (9,278), flatbed/heavy haul (22,253), bulk/tank (259), parcel (3,204)

9 J.B. Hunt Integrated Capacity Solutions

Net Revenue: **\$205.5 million** Gross Revenue: **\$1.3 billion**
air/expedited, rail intermodal, LTL, dry van truckload, refrigerated, flatbed/heavy haul, bulk/tank

10 Sunteck TTS

Net Revenue: **\$196.8 million** Gross Revenue: **\$1.1 billion**
air/expedited, rail intermodal, LTL, dry van truckload, refrigerated, flatbed/heavy haul

11 BlueGrace Logistics

Net Revenue: **\$180 million*** Gross Revenue: **\$338 million**
air/expedited, rail intermodal, LTL, dry van truckload, refrigerated, flatbed/heavy haul

12 MODE Transportation

Net Revenue: **\$145.5 million** Gross Revenue: **\$1.3 billion**
air/expedited (7,400), rail intermodal (204,057), LTL (375,556), dry van truckload (222,351), parcel (61,884)

13 Schneider

Net Revenue: **\$120 million** Gross Revenue: **\$800 million***
air/expedited, rail intermodal, LTL, dry van truckload, refrigerated, flatbed/heavy haul, bulk/tank

14 BNSF Logistics

Net Revenue: **\$114 million*** Gross Revenue: **\$613 million***
air/expedited, rail intermodal, LTL, dry van truckload, refrigerated, flatbed/heavy haul

15 Nolan Transportation Group

Net Revenue: **\$107 million** Gross Revenue: **\$811 million**
air/expedited, rail intermodal, LTL, dry van truckload, refrigerated, flatbed/heavy haul

16 England Logistics

Net Revenue: **\$101 million** Gross Revenue: **\$508.8 million**
rail intermodal (1,204), LTL (66,876), dry van truckload (68,026), refrigerated (43,776), flatbed/heavy haul (6,383), parcel (798,219)

17 Allen Lund Co.

Net Revenue: **\$97 million** Gross Revenue: **\$653.1 million**
rail intermodal (309), LTL (97,000), dry van truckload (194,889), refrigerated (91,426), flatbed/heavy haul (8,624)

18 Trinity Logistics

Net Revenue: **\$88 million** Gross Revenue: **\$555 million**
rail intermodal (4,485), LTL (64,022), dry van truckload (104,572), refrigerated (52,286), flatbed/heavy haul (92,123)

19 Redwood Logistics

Net Revenue: **\$85 million** Gross Revenue: **\$500 million**
air/expedited, rail intermodal, LTL, dry van truckload, refrigerated, flatbed/heavy haul, parcel

20 Werner Global Logistics

Net Revenue: **\$81.9 million** Gross Revenue: **\$518.1 million**
air/expedited, rail intermodal, LTL, dry van truckload, refrigerated, flatbed/heavy haul, bulk/tank

21 FLS Transportation Services

Net Revenue: **\$75 million** Gross Revenue: **\$500 million**
air/expedited (1,850), rail intermodal (850), LTL (86,350), dry van truckload (165,000), refrigerated (31,000), flatbed/heavy haul (14,000), bulk/tank (400)

22 ArcBest Corp.

Net Revenue: **\$74 million** Gross Revenue: **\$463 million**
air/expedited, rail intermodal, LTL, dry van truckload, refrigerated, flatbed/heavy haul

23 Ascent Global Logistics

Net Revenue: **\$70 million** Gross Revenue: **\$403.1 million**
air/expedited (5,604), rail intermodal (3,150), LTL (1,049,801), dry van truckload (107,077), refrigerated (132,919), flatbed/heavy haul (17,059), bulk/tank (415)

24 Matson Logistics Services

Net Revenue: **\$67 million*** Gross Revenue: **\$535 million***
air/expedited, rail intermodal, LTL, dry van truckload, refrigerated, flatbed/heavy haul

25 Armstrong Transport Group

Net Revenue: **\$63.2 million** Gross Revenue: **\$435.6 million**
air/expedited, rail intermodal, LTL, dry van truckload, refrigerated, flatbed/heavy haul

26 ReTrans

Net Revenue: **\$62.2 million*** Gross Revenue: **\$364 million***
air/expedited, rail intermodal, LTL, dry van truckload, refrigerated, flatbed/heavy haul, bulk/tank

27 ATS Logistics Services

Net Revenue: **\$60.7 million** Gross Revenue: **\$412.1 million**
air/expedited, LTL, dry van truckload, refrigerated, flatbed/heavy haul

28 Hub Group

Net Revenue: **\$60 million*** Gross Revenue: **\$497.3 million**
rail intermodal, LTL, dry van truckload, refrigerated, flatbed/heavy haul

29 Universal Logistics Holdings

Net Revenue: **\$55 million*** Gross Revenue: **\$367.6 million**
air/expedited, rail intermodal, LTL, dry van truckload, refrigerated, flatbed/heavy haul

29 Magnate Worldwide

Net Revenue: **\$55 million** Gross Revenue: **\$198 million**
air/expedited, rail intermodal, LTL, dry van truckload, refrigerated, flatbed/heavy haul

31 Integrity Express Logistics

Net Revenue: **\$54.8 million** Gross Revenue: **\$412 million**
LTL, dry van truckload, refrigerated, flatbed/heavy haul

32 Traffix

Net Revenue: **\$54 million** Gross Revenue: **\$314 million**
rail intermodal (4,000), LTL (11,000), dry van truckload (70,000), refrigerated (40,000), flatbed/heavy haul (3,000)

33 PLS Logistics

Net Revenue: **\$53 million** Gross Revenue: **\$470 million**
air/expedited (413), rail intermodal (1,374), LTL (13,947), dry van truckload (85,280), refrigerated (3,749), flatbed/heavy haul (230,258), bulk/tank (1,557), parcel (1)

34 NFI

Net Revenue: **\$49 million** Gross Revenue: **\$323 million**
rail intermodal, LTL, dry van truckload, refrigerated

35 Arrive Logistics

Net Revenue: **\$48 million** Gross Revenue: **\$368 million**
rail intermodal, LTL, dry van truckload, refrigerated, flatbed/heavy haul

36 MegaCorp Logistics

Net Revenue: **\$46.1 million** Gross Revenue: **\$304 million**
air/expedited, rail intermodal, LTL, dry van truckload, refrigerated, flatbed/heavy haul, bulk/tank

37 Choptank Transport

Net Revenue: **\$45 million** Gross Revenue: **\$300 million**
air/expedited, rail intermodal, LTL, dry van truckload, refrigerated, flatbed/heavy haul

38 Cornerstone Systems

Net Revenue: **\$37 million*** Gross Revenue: **\$318 million**
rail intermodal, LTL, dry van truckload, refrigerated, flatbed/heavy haul

39 LoadDelivered

Net Revenue: **\$34.5* million** Gross Revenue: **\$195.6 million**
air/expedited, rail intermodal, LTL, dry van truckload, refrigerated, flatbed/heavy haul

40 Circle Logistics

Net Revenue: **\$34 million** Gross Revenue: **\$172 million**
rail intermodal (1,000), LTL (1,000), dry van truckload (57,000), refrigerated (4,000), flatbed/heavy haul (35,000)

41 Patterson Cos.

Net Revenue: **\$33 million*** Gross Revenue: **\$195 million***
LTL, dry van truckload, refrigerated, flatbed/heavy haul

Top Freight Brokerage Firms (Continued)

42 U.S. Xpress Enterprises

Net Revenue: \$32.5 million
Gross Revenue: \$242.8 million
LTL, dry van truckload, refrigerated, flatbed/heavy haul

43 ITS Logistics

Net Revenue: \$31 million
Gross Revenue: \$185 million
air/expedited, rail intermodal, LTL, dry van truckload, refrigerated, bulk/tank

44 Triple T Transport

Net Revenue: \$30.5 million
Gross Revenue: \$202 million
rail intermodal (643), less-than-truckload (829), dry van truckload (11,886), refrigerated (60,688), flatbed/heavy haul (238)

45 RPM

Net Revenue: \$28.7 million
Gross Revenue: \$172.5 million
LTL (8,914), dry van truckload (17,650), refrigerated (529), flatbed/heavy haul (3,042), bulk/tank (730)

46 USAT Logistics

Net Revenue: \$28.2 million
Gross Revenue: \$180.9 million
rail intermodal (3,804), dry van truckload (108,737)

47 R2 Logistics

Net Revenue: \$28 million
Gross Revenue: \$215 million
air/expedited, rail intermodal, LTL, dry van truckload, refrigerated, flatbed/heavy haul

47 KAG Logistics

Net Revenue: \$28 million
Gross Revenue: \$204.9 million
bulk/tank (850,000)

49 Pepsi Logistics

Net Revenue: \$26.8 million
Gross Revenue: \$273.3 million
dry van truckload

50 Radiant Logistics

Net Revenue: \$25.3 million
Gross Revenue: \$214.5 million
LTL, dry van truckload, refrigerated

51 U.S. Logistics

Net Revenue: \$23 million
Gross Revenue: \$155 million
rail intermodal (1,200), LTL (3,000), dry van truckload (29,400), refrigerated (12,600), flatbed/heavy haul (37,800)

51 Sunset Transportation

Net Revenue: \$23 million
Gross Revenue: \$159 million
air/expedited (600), rail intermodal (289), LTL (39,373), dry van truckload (72,000), refrigerated (7,575), flatbed/heavy haul (4,842), bulk/tank (2,080)

53 Geodis

Net Revenue: \$22.7 million
Gross Revenue: \$325.7 million
air/expedited (9,518), rail intermodal (2,800), LTL (392,000), dry van truckload (186,000), refrigerated (480,135), flatbed/heavy haul (1,806), bulk/tank (442), parcel (15,000,000)

54 Buchanan Hauling & Rigging

Net Revenue: \$22 million
Gross Revenue: \$134 million
dry van truckload (66,000), flatbed/heavy haul (44,000)

54 CAI Logistics

Net Revenue: \$22 million
Gross Revenue: \$111 million
dry van truckload, LTL, flatbed/heavy haul

56 ROAR Logistics

Net Revenue: \$21.5 million
Gross Revenue: \$169.4 million
air/expedited, rail intermodal, LTL, dry van truckload, refrigerated, flatbed/heavy haul

57 Leonard's Express

Net Revenue: \$20.2 million
Gross Revenue: \$122.3 million
rail intermodal (2,017), LTL (2,164), dry van truckload (32,314), refrigerated (107,614)

58 Diversified Transportation Services

Net Revenue: \$20 million e
Gross Revenue: \$130 million e
air/expedited, rail intermodal, LTL, dry van truckload, refrigerated, flatbed/heavy haul, bulk/tank

58 Veritiv Operating Co.

Net Revenue: \$20 million e
Gross Revenue: \$140 million e
rail intermodal, LTL, dry van truckload, refrigerated, flatbed/heavy haul

58 Watco Supply Chain Services

Net Revenue: \$20 million e
Gross Revenue: \$115 million e
rail intermodal, LTL, dry van truckload, refrigerated, flatbed/heavy haul

61 D&L Transport

Net Revenue: \$19 million
Gross Revenue: \$126 million
rail intermodal, LTL, dry van truckload, refrigerated, flatbed/heavy haul

62 RLS Logistics

Net Revenue: \$18 million
Gross Revenue: \$82 million
LTL (91,593), dry van truckload (3,679), refrigerated (30,603)

63 Covenant Transport Solutions

Net Revenue: \$17 million
Gross Revenue: \$120 million
LTL, dry van truckload, refrigerated, flatbed/heavy haul

64 TransCorr National Logistics

Net Revenue: \$16 million
Gross Revenue: \$101 million
rail intermodal (400), LTL (5,000), dry van truckload (82,600), refrigerated (500), flatbed/heavy haul (5,500)

64 Ruan

Net Revenue: \$16 million
Gross Revenue: \$100 million
rail intermodal (2,000), LTL (170,000), dry van truckload (145,000), refrigerated (11,000), flatbed/heavy haul (5,000)

66 Averitt Express

Net Revenue: \$15 million e
Gross Revenue: \$101 million
air/expedited (2,710), rail intermodal (3,989), less-than-truckload (39,837), dry van truckload (37,402), refrigerated (102), flatbed/heavy haul (278), bulk/tank (1), parcel (2)

66 FitzMark

Net Revenue: \$15 million e
Gross Revenue: \$95 million
air/expedited, rail intermodal, LTL, dry van truckload, refrigerated

68 Syfan Logistics

Net Revenue: \$14.8 million
Gross Revenue: \$84.4 million e
air/expedited, rail intermodal, dry van truckload, refrigerated, flatbed/heavy haul, bulk/tank, parcel

69 Amino Transport

Net Revenue: \$14.5 million
Gross Revenue: \$77.9 million
LTL, dry van truckload, flatbed/heavy haul, refrigerated, rail intermodal

70 Marten Transport

Net Revenue: \$14.1 million
Gross Revenue: \$86.4 million
refrigerated (51,104)

71 Genpro Inc.

Net Revenue: \$14 million e
Gross Revenue: \$130 million e
rail intermodal, LTL, dry van truckload, refrigerated, flatbed/heavy haul

72 Becker Logistics

Net Revenue: \$13.2 million
Gross Revenue: \$80.5 million
rail intermodal (1,083), LTL (1,967), dry van truckload (40,916), refrigerated (8,526)

73 Fastmore Logistics

Net Revenue: \$13.1 million
Gross Revenue: \$60.3 million
air/expedited (16,887), dry van truckload (22,549), refrigerated (683), flatbed/heavy haul (55)

74 CRST Logistics

Net Revenue: \$13 million
Gross Revenue: \$106.6 million e
air/expedited, rail intermodal, LTL, dry van truckload, refrigerated, flatbed/heavy haul

74 Magellan Transport Logistics

Net Revenue: \$13 million
Gross Revenue: \$79 million
air/expedited, rail intermodal, LTL, dry van truckload, flatbed/heavy haul

76 Mid America Logistics

Net Revenue: \$12.9 million
Gross Revenue: \$111.9 million
rail intermodal, LTL, dry van truckload, refrigerated, flatbed/heavy haul

77 Koch Logistics

Net Revenue: \$12.5 million e
Gross Revenue: \$85 million e
air/expedited, rail intermodal, LTL, dry van truckload, refrigerated, flatbed/heavy haul

78 Dart

Net Revenue: \$12.4 million
Gross Revenue: \$87 million e
rail intermodal, LTL, dry van truckload, refrigerated, flatbed/heavy haul

79 Axle Logistics

Net Revenue: \$12.3 million
Gross Revenue: \$81.6 million
LTL, dry van truckload, refrigerated, flatbed/heavy haul

80 ISG Transportation

Net Revenue: \$12 million
Gross Revenue: \$100 million
air/expedited, rail intermodal, LTL, dry van truckload, refrigerated, flatbed/heavy haul

80 Visible Supply Chain Management

Net Revenue: \$12 million e
Gross Revenue: \$80 million
air/expedited (386), rail intermodal (28), LTL (70,714), dry van truckload (16,961), refrigerated (6,975), flatbed/heavy haul (273), bulk/tank (37)

82 Eagle Transportation

Net Revenue: \$11.9 million
Gross Revenue: \$94.7 million
rail intermodal, LTL, dry van truckload, flatbed/heavy haul

82 Kingsgate Logistics Services

Net Revenue: \$11.9 million
Gross Revenue: \$68.9 million
air/expedited, rail intermodal, LTL, dry van truckload, refrigerated, flatbed/heavy haul, bulk/tank

84 Amstan Logistics

Net Revenue: \$11.7 million
Gross Revenue: \$105.8 million
LTL, dry van truckload, refrigerated, flatbed/heavy haul

Top Freight Brokerage Firms (Continued)

85 Dupre' Logistics

Net Revenue: \$11.2 million
Gross Revenue: \$85.5 million
rail intermodal (1,916), LTL (249), dry van truckload (45,353), refrigerated (2,015), flatbed/heavy haul (941), bulk/tank (1,910)

86 Avenger Logistics

Net Revenue: \$11.1 million
Gross Revenue: \$63.1 million
air/expedited (1,050), rail intermodal (105), LTL (2,210), dry van truckload (11,405), refrigerated (1,817), flatbed/heavy haul (16,730), bulk/tank (500)

87 SPI International

Net Revenue: \$11 million
Gross Revenue: \$72 million
rail intermodal (4,295), LTL (3,515), dry van truckload (11,715), refrigerated (10,153), flatbed/heavy haul (9,372)

87 Scout Logistics

Net Revenue: \$11 million
Gross Revenue: \$95 million
dry van truckload

87 Automated Logistics Systems

Net Revenue: \$11 million
Gross Revenue: \$53 million
air/expedited, rail intermodal, LTL, dry van truckload, flatbed/heavy haul

90 J.H. Rose Logistics

Net Revenue: \$10.5 million e
Gross Revenue: \$70 million e
rail intermodal, LTL, dry van truckload, refrigerated

91 Bay & Bay Transportation

Net Revenue: \$10.2 million
Gross Revenue: \$75.9 million
rail intermodal, LTL, dry van truckload, refrigerated

92 Legacy Supply Chain Services

Net Revenue: \$10.1 million
Gross Revenue: \$73 million
air/expedited (750), rail intermodal (4,000), LTL (500), dry van truckload (13,000), refrigerated (1,800), flatbed/heavy haul (150)

92 Sunset Pacific Logistics Inc.

Net Revenue: \$10.1 million
Gross Revenue: \$31.3 million
LTL (14,560), dry van truckload (2,120)

94 3 Rivers Logistics Inc.

Net Revenue: \$10 million
Gross Revenue: \$81 million
dry van truckload loads (8,875), refrigerated loads (26,625)

94 ODW Logistics

Net Revenue: \$10 million
Gross Revenue: \$67 million e
LTL, dry van truckload, refrigerated, flatbed/heavy haul

94 Cowan Logistics

Net Revenue: \$10 million
Gross Revenue: \$65 million e
dry van truckload

94 RMX Global Logistics

Net Revenue: \$10 million e
Gross Revenue: \$65 million e
air/expedited, rail intermodal, LTL, dry van truckload, refrigerated, flatbed/heavy haul

98 M2 Logistics

Net Revenue: \$9.2 million e
Gross Revenue: \$66.5 million e
air/expedited, rail intermodal, LTL, dry van truckload, refrigerated, flatbed/heavy haul, bulk/tank, parcel

98 Blakeman Transportation

Net Revenue: \$9.2 million
Gross Revenue: \$49.7 million
LTL (30,000), dry van truckload (3,500), refrigerated (44,350), flatbed/heavy haul (1,900)

100 Day and Ross Transportation Group

Net Revenue: \$9 million e
Gross Revenue: \$63.5 million
air/expedited (19), rail intermodal (5,846), LTL (4,212), dry van truckload (14,400), refrigerated (6,865), flatbed/heavy haul (3,738)

100 Blue Ribbon Transport

Net Revenue: \$9 million
Gross Revenue: \$102 million e
LTL, dry van truckload, refrigerated, flatbed/heavy haul

100 Bolt Express

Net Revenue: \$9 million e
Gross Revenue: \$60 million e
dry van truckload

100 Logistics Plus

Net Revenue: \$9 million
Gross Revenue: \$55 million
air/expedited (3,500), rail intermodal (500), LTL (100,000), dry van truckload (20,000), refrigerated (1,000), flatbed/heavy haul (3,000), bulk/tank (100), parcel (2,000)

Source: Armstrong & Associates Inc. and TT

Top Refrigerated Warehousing Firms

Companies are ranked based on total cubic feet of space for facilities in North America. Data includes some estimates from Armstrong & Associates Inc.

1 Lineage Logistics

Total Storage: 1,300 million cubic feet
Number of Warehouses: 200

2 Americold Logistics

Total Storage: 918.7 million cubic feet
Number of Warehouses: 155

3 United States Cold Storage

Total Storage: 270 million cubic feet
Number of Warehouses: 38

4 XPO Logistics Inc.

Total Storage: 175 million cubic feet
Number of Warehouses: 400

5 VersaCold Logistics Services

Total Storage: 118 million cubic feet
Number of Warehouses: 31

6 Interstate Warehousing

Total Storage: 100 million cubic feet
Number of Warehouses: 7

7 Cloverleaf Cold Storage

Total Storage: 75.6 million cubic feet
Number of Warehouses: 17

8 Burris Logistics

Total Storage: 75 million cubic feet
Number of Warehouses: 15

9 Henningsen Cold Storage

Total Storage: 60 million cubic feet
Number of Warehouses: 12

10 Midwest Refrigerated Services

Total Storage: 45.9 million cubic feet
Number of Warehouses: 7

11 Conestoga Cold Storage

Total Storage: 37.8 million cubic feet
Number of Warehouses: 5

12 Hanson Logistics

Total Storage: 37 million cubic feet
Number of Warehouses: 9

13 Allied Frozen Storage

Total Storage: 35 million cubic feet
Number of Warehouses: 7

14 Confederation Freezers

Total Storage: 27 million cubic feet
Number of Warehouses: 4

14 Trenton Cold Storage

Total Storage: 27 million cubic feet
Number of Warehouses: 8

16 RLS Logistics

Total Storage: 17 million cubic feet
Number of Warehouses: 5

17 NFI

Total Storage: 16 million cubic feet
Number of Warehouses: 4

18 FST Logistics

Total Storage: 10.8 million cubic feet
Number of Warehouses: 6

19 Agro Merchants Group

Total Storage: 7.5 million cubic feet
Number of Warehouses: NA

20 Penske Logistics

Total Storage: 2.5 million cubic feet
Number of Warehouses: 19

21 Geodis

Total Storage: 1.4 million cubic feet
Number of Warehouses: 176

22 Peoples Services Inc.

Total Storage: 1.2 million cubic feet
Number of Warehouses: 42

Source: Armstrong & Associates Inc. and TT

Top Dry Storage Warehousing Firms

Companies are ranked based on total square footage for facilities in North America. Data includes some estimates from Armstrong & Associates Inc.

1 DHL Supply Chain

Total Storage: 121 million square feet
Number of warehouses: 430

2 XPO Logistics Inc.

Total Storage: 90 million square feet
Number of warehouses: 400

3 Ryder Supply Chain Solutions

Total Storage: 54.4 million square feet
Number of warehouses: 304

4 Geodis

Total Storage: 50 million square feet
Number of warehouses: 176

5 NFI

Total Storage: 49.6 million square feet
Number of warehouses: 130

6 Americold Logistics

Total Storage: 37 million square feet
Number of warehouses: 155

7 FedEx Logistics

Total Storage: 35.4 million square feet
Number of warehouses: 127

8 Kenco Logistics Services

Total Storage: 26 million square feet
Number of warehouses: 90

9 Neovia Logistics

Total Storage: 24 million square feet
Number of warehouses: 112

10 DB Schenker USA

Total Storage: 23.7 million square feet
Number of warehouses: 91

11 DSC Logistics

Total Storage: 23 million square feet
Number of warehouses: 50

12 Saddle Creek Logistics Services

Total Storage: 19.2 million square feet
Number of warehouses: 62

13 Ceva Logistics

Total Storage: 18.1 million square feet
Number of warehouses: 119

14 UPS Supply Chain Solutions

Total Storage: 17.3 million square feet
Number of warehouses: 144

15 Penske Logistics

Total Storage: 15.4 million square feet
Number of warehouses: 79

16 Warehouse Services Inc.

Total Storage: 14 million square feet
Number of warehouses: 30

16 WSI Freight Solutions

Total Storage: 14 million square feet
Number of warehouses: 52

18 APL Logistics

Total Storage: 12 million square feet
Number of warehouses: 35

19 Radial

Total Storage: 11.7 million square feet
Number of warehouses: 21

20 Kuehne + Nagel Inc.

Total Storage: 11.6 million square feet
Number of warehouses: 52

21 Expeditors International of Washington

Total Storage: 11.5 million square feet
Number of warehouses: 117

22 Ingram Micro Commerce & Lifecycle Services

Total Storage: 10.4 million square feet
Number of warehouses: 38

23 Universal Logistics Holdings

Total Storage: 9.3 million square feet
Number of warehouses: 40

24 Performance Team

Total Storage: 8.5 million square feet
Number of warehouses: 25

25 Blue Ribbon Transport

Total Storage: 8.3 million square feet
Number of warehouses: 20

26 Peoples Services Inc.

Total Storage: 7.8 million square feet
Number of warehouses: 42

26 FW Logistics

Total Storage: 7.8 million square feet
Number of warehouses: 16

28 CJ Logistics

Total Storage: 7.7 million square feet
Number of warehouses: 45

29 Schneider

Total Storage: 7 million square feet
Number of warehouses: 35

29 DSV Americas

Total Storage: 7 million square feet
Number of warehouses: 38

29 Syncreon Holdings

Total Storage: 7 million square feet
Number of warehouses: 44

32 Technicolor Global Logistics

Total Storage: 6.5 million square feet
Number of warehouses: 12

33 Verst Group Logistics

Total Storage: 6.4 million square feet
Number of warehouses: 21

34 Port Logistics Group

Total Storage: 6.3 million square feet
Number of warehouses: 16

34 Legacy Supply Chain Services

Total Storage: 6.3 million square feet
Number of warehouses: 36

36 Kane Is Able Inc.

Total Storage: 6 million square feet
Number of warehouses: 25

36 Crane Worldwide Logistics

Total Storage: 6 million square feet
Number of warehouses: 56

36 WOW Logistics

Total Storage: 6 million square feet
Number of warehouses: 19

39 Nippon Express Co.

Total Storage: 5.9 million square feet
Number of warehouses: 86

40 Hub Group

Total Storage: 5.8 million square feet
Number of warehouses: 15

41 United Facilities

Total Storage: 5 million square feet
Number of warehouses: 9

41 Reo Logistics

Total Storage: 5 million square feet
Number of warehouses: 6

43 Atlanta Bonded Warehouse

Total Storage: 4.5 million square feet
Number of warehouses: 14

43 The Shippers Group

Total Storage: 4.5 million square feet
Number of warehouses: 11

45 Comprehensive Logistics

Total Storage: 4.3 million square feet
Number of warehouses: 17

46 Wagner Logistics

Total Storage: 4.2 million square feet
Number of warehouses: 16

47 ODW Logistics

Total Storage: 4.1 million square feet
Number of warehouses: 17

48 Xpedient Logistics

Total Storage: 4 million square feet
Number of warehouses: 5

48 LeSaint Logistics

Total Storage: 4 million square feet
Number of warehouses: 14

48 Acme Distribution Centers

Total Storage: 4 million square feet
Number of warehouses: 5

48 Barrett Distribution

Total Storage: 4 million square feet
Number of warehouses: 20

52 Damco International

Total Storage: 3.9 million square feet
Number of warehouses: 18

53 Odyssey Logistics & Technology Corp.

Total Storage: 3.8 million square feet
Number of warehouses: 49

54 SCI Group

Total Storage: 3.4 million square feet
Number of warehouses: 27

Top Dry Storage Warehousing Firms (Continued)

55 Hitachi Transport System

Total Storage: 3.3 million square feet
Number of warehouses: 49

56 Grupo Porteo

Total Storage: 3.2 million square feet
Number of warehouses: 27

57 Pilot Freight Services

Total Storage: 3.1 million square feet
Number of warehouses: 82

58 RGL Logistics

Total Storage: 3 million square feet
Number of warehouses: 26

58 D+S Distribution

Total Storage: 3 million square feet
Number of warehouses: 21

58 Keller Logistics Group

Total Storage: 3 million square feet
Number of warehouses: 9

58 Laney & Duke Terminal Warehouse

Total Storage: 3 million square feet
Number of warehouses: 4

58 Network Global Logistics

Total Storage: 3 million square feet
Number of warehouses: 13

63 We Pack Logistics

Total Storage: 2.7 million square feet
Number of warehouses: 18

64 ACCEL Logistica

Total Storage: 2.6 million square feet
Number of warehouses: 22

64 Bonded Logistics

Total Storage: 2.6 million square feet
Number of warehouses: 11

66 A. Duie Pyle

Total Storage: 2.5 million square feet
Number of warehouses: 10

66 Weber Logistics

Total Storage: 2.5 million square feet
Number of warehouses: 10

66 Evans Distribution Systems

Total Storage: 2.5 million square feet
Number of warehouses: 8

69 Regal Logistics

Total Storage: 2.4 million square feet
Number of warehouses: 8

70 Ascent Global Logistics

Total Storage: 2.3 million square feet
Number of warehouses: 5

71 Covenant Transport Services

Total Storage: 2.2 million square feet
Number of warehouses: 16

71 A & R Logistics

Total Storage: 2.2 million square feet
Number of warehouses: 10

73 Mallory Alexander International Logistics

Total Storage: 2 million square feet
Number of warehouses: 10

73 Fidelitone

Total Storage: 2 million square feet
Number of warehouses: 33

73 Logistics Plus

Total Storage: 2 million square feet
Number of warehouses: 11

73 Onest Logistics

Total Storage: 2 million square feet
Number of warehouses: 29

73 Patterson Warehouses

Total Storage: 2 million square feet
Number of warehouses: 6

73 Amware Fulfillment

Total Storage: 2 million square feet
Number of warehouses: 15

73 The Terminal Corp.

Total Storage: 2 million square feet
Number of warehouses: 9

73 Commercial Warehouse & Cartage

Total Storage: 2 million square feet
Number of warehouses: 8

81 Integrated Distribution Services

Total Storage: 1.9 million square feet
Number of warehouses: 7

81 Commercial Warehousing

Total Storage: 1.9 million square feet
Number of warehouses: 16

83 Midwest Express Group

Total Storage: 1.8 million square feet
Number of warehouses: 7

83 Brightstar

Total Storage: 1.8 million square feet
Number of warehouses: 42

83 Speed Commerce

Total Storage: 1.8 million square feet
Number of warehouses: 4

83 Kintetsu World Express

Total Storage: 1.8 million square feet
Number of warehouses: 31

87 GlobalTranz Enterprises

Total Storage: 1.7 million square feet
Number of warehouses: 9

87 East Coast Warehouse & Distribution

Total Storage: 1.7 million square feet
Number of warehouses: 6

89 Hall's Warehouse Corp.

Total Storage: 1.6 million square feet
Number of warehouses: 8

89 Matson Logistics Services

Total Storage: 1.6 million square feet
Number of warehouses: 4

91 Hellmann Worldwide Logistics

Total Storage: 1.5 million square feet
Number of warehouses: 20

91 Bender Group

Total Storage: 1.5 million square feet
Number of warehouses: 5

91 Ruan

Total Storage: 1.5 million square feet
Number of warehouses: 6

91 RJW Logistics

Total Storage: 1.5 million square feet
Number of warehouses: 4

91 Nexus Distribution

Total Storage: 1.5 million square feet
Number of warehouses: 5

91 Star Distribution Systems

Total Storage: 1.5 million square feet
Number of warehouses: 1

91 PFS

Total Storage: 1.5 million square feet
Number of warehouses: 6

91 Congebec Logistics

Total Storage: 1.5 million square feet
Number of warehouses: 12

99 Seaonus

Total Storage: 1.4 million square feet
Number of warehouses: 6

99 Columbian Logistics Network

Total Storage: 1.4 million square feet
Number of warehouses: 8

99 G&D Integrated

Total Storage: 1.4 million square feet
Number of warehouses: 11

99 TransGroup Global Logistics

Total Storage: 1.4 million square feet
Number of warehouses: 70

Source: Armstrong & Associates Inc. and TT

Top Dedicated Contract Carriers

Companies are ranked on the total number of power units (tractors and straight trucks) provided to shippers on an exclusive basis. Data includes some estimates provided by Armstrong & Associates Inc.

1 J.B. Hunt Transport Services

Total Power Units: 10,115

2 Ryder Supply Chain Solutions

Total Power Units: 6,000

3 Werner Global Logistics

Total Power Units: 4,500

4 NFI

Total Power Units: 4,000

5 Schneider

Total Power Units: 3,917

6 Ruan

Total Power Units: 3,704

7 Penske Logistics

Total Power Units: 3,494

8 Cardinal Logistics Holdings

Total Power Units: 3,155

9 Knight-Swift Transportation

Total Power Units: 3,058

10 U.S. Xpress Enterprises

Total Power Units: 2,700

11 DHL Supply Chain

Total Power Units: 2,400

12 C.R. England Inc.

Total Power Units: 2,200

13 Black Horse Carriers Inc.

Total Power Units: 2,104

14 Covenant Transport Services

Total Power Units: 1,584

15 Hub Group

Total Power Units: 1,386

16 UPS Supply Chain Solutions

Total Power Units: 1,382

17 Averitt Express Inc.

Total Power Units: 1,348

18 Marten Transport Ltd.

Total Power Units: 1,111

19 Day and Ross Transportation Group

Total Power Units: 1,016

20 Commercial Warehousing

Total Power Units: 1,000

21 Universal Logistics Holdings Inc.

Total Power Units: 925

22 Cowan Logistics

Total Power Units: 766

23 AIM Integrated Logistics

Total Power Units: 703

24 Celadon Group

Total Power Units: 700

25 Paper Transport

Total Power Units: 670

26 Ceva Logistics

Total Power Units: 604

27 Odyssey Logistics & Technology Corp.

Total Power Units: 600

28 Performance Team

Total Power Units: 550

29 CRST Logistics

Total Power Units: 500

30 G&D Integrated

Total Power Units: 468

31 Transervice Logistics

Total Power Units: 435

32 Bay & Bay Transportation

Total Power Units: 425

33 Lily Dedicated Logistics Systems

Total Power Units: 415

34 XPO Logistics Inc.

Total Power Units: 400

35 Sunteck TTS

Total Power Units: 380

36 Crowley Logistics

Total Power Units: 335

37 Dupre' Logistics

Total Power Units: 330

38 Legacy Supply Chain Services

Total Power Units: 325

39 Warehouse Services Inc.

Total Power Units: 314

40 USA Truck

Total Power Units: 311

41 Buchanan Hauling & Rigging

Total Power Units: 310

42 Redwood Logistics

Total Power Units: 286

43 ITS Logistics

Total Power Units: 250

43 LeSaint Logistics

Total Power Units: 250

45 Dart Advantage Logistics

Total Power Units: 238

46 East Coast Warehouse & Distribution

Total Power Units: 230

47 A. Duie Pyle

Total Power Units: 222

48 Midwest Express Group

Total Power Units: 221

49 Saddle Creek Logistics Services

Total Power Units: 220

50 ODW Logistics

Total Power Units: 215

51 PAM Transport

Total Power Units: 200

Source: Armstrong & Associates Inc.

Top Airfreight Forwarders

Companies are ranked on the volume of air cargo shipped as measured in metric tons for the most recent 12-month period for forwarders with operations in North America. Data includes some estimates by Armstrong & Associates Inc.

1 DHL Supply Chain

Airfreight: 2,150,000
Headquarters: Germany

2 Kuehne + Nagel Inc.

Airfreight: 1,743,000
Headquarters: Switzerland

3 DB Schenker USA

Airfreight: 1,377,000
Headquarters: Germany

4 Panalpina Inc.

Airfreight: 1,038,700
Headquarters: Switzerland

5 Expeditors International of Washington

Airfreight: 1,011,563
Headquarters: United States

6 UPS Supply Chain Solutions

Airfreight: 935,300
Headquarters: United States

7 Nippon Express Co.

Airfreight: 899,116
Headquarters: Japan

8 DSV Air & Sea Ltd.

Airfreight: 689,045
Headquarters: Copenhagen, Denmark

9 Bollore Logistics

Airfreight: 640,700
Headquarters: France

10 Kintetsu World Express

Airfreight: 580,228
Headquarters: Japan

11 Hellmann Worldwide Logistics

Airfreight: 578,007
Headquarters: Germany

12 Sinotrans Ltd.

Airfreight: 533,300
Headquarters: China

13 Ceva Logistics

Airfreight: 476,600
Headquarters: Switzerland

14 Apex Logistics International

Airfreight: 430,000
Headquarters: United States

15 Agility Logistics

Airfreight: 415,000
Headquarters: Switzerland

16 Kerry Logistics Network

Airfreight: 409,127
Headquarters: Hong Kong

17 Yusen Logistics

Airfreight: 368,198
Headquarters: Japan

18 Geodis

Airfreight: 357,024
Headquarters: United States

19 Crane Worldwide Logistics

Airfreight: 337,300
Headquarters: France

20 Dachser SE

Airfreight: 335,500
Headquarters: Germany

21 NNR Global Logistics

Airfreight: 315,011
Headquarters: Japan

22 Hitachi Transport System

Airfreight: 300,000
Headquarters: Japan

23 FedEx Logistics

Airfreight: 276,400
Headquarters: United States

24 Pilot Freight Services

Airfreight: 230,000
Headquarters: United States

25 C.H. Robinson Worldwide

Airfreight: 225,000
Headquarters: United States

26 Dimerco Express Group

Airfreight: 224,100
Headquarters: Taiwan

27 EFL

Airfreight: 196,875
Headquarters: Sri Lanka

28 Logwin Logistics

Airfreight: 180,000
Headquarters: Luxembourg

29 Damco International

Airfreight: 176,000
Headquarters: The Netherlands

30 Cargo-Partner

Airfreight: 173,247
Headquarters: Austria

31 Trinity Logistics USA

Airfreight: 156,200
Headquarters: United States

32 AWOT Global

Airfreight: 141,766
Headquarters: China

33 Mainfreight Ltd.

Airfreight: 127,174
Headquarters: New Zealand

34 Toll Global Forwarding

Airfreight: 106,600
Headquarters: Australia

35 Beijing Harmony Shipping & Forwarding Agent Co.

Airfreight: 100,000
Headquarters: China

35 Nissin Corp.

Airfreight: 100,000
Headquarters: Japan

37 TransGroup Global Logistics

Airfreight: 86,000
Headquarters: United States

38 BDP International

Airfreight: 76,000
Headquarters: United States

39 OIA Global

Airfreight: 75,000
Headquarters: United States

40 XPO Logistics Inc.

Airfreight: 72,600
Headquarters: United States

41 Seko Logistics

Airfreight: 70,000
Headquarters: United States

42 Imperial Logistics

Airfreight: 53,660
Headquarters: South Africa

43 CJ Logistics

Airfreight: 53,575
Headquarters: South Korea

44 BEL International Logistics Ltd.

Airfreight: 50,000
Headquarters: Hong Kong

44 Mallory Alexander International Logistics

Airfreight: 50,000
Headquarters: United States

46 APL Logistics

Airfreight: 47,135
Headquarters: Singapore

47 Scanwell Logistics

Airfreight: 40,000
Headquarters: United States

47 Shanghai Hengrong International Transportation

Airfreight: 40,000
Headquarters: China

49 Sankyu Inc.

Airfreight: 38,756
Headquarters: Japan

50 Cargo Services Far East

Airfreight: 31,000
Headquarters: Hong Kong

Source: Armstrong & Associates Inc.

Top Ocean Freight Forwarders

Companies are ranked on the volume of containers shipped as measured in 20-foot equivalent units for the most recent 12-month period for forwarders with operations in North America. Data includes some estimates by Armstrong & Associates Inc.

1 Kuehne + Nagel Inc.
Containers: 4,690,000
Headquarters: Switzerland

2 Sinotrans Ltd.
Containers: 3,360,300
Headquarters: China

3 DHL Supply Chain
Containers: 3,225,000
Headquarters: Germany

4 DB Schenker USA
Containers: 2,219,000
Headquarters: Germany

5 Panalpina Inc.
Containers: 1,484,100
Headquarters: Switzerland

6 DSV Air & Sea Ltd.
Containers: 1,442,348
Headquarters: Copenhagen, Denmark

7 Kerry Logistics Network
Containers: 1,196,607
Headquarters: Hong Kong

8 Expeditors International of Washington
Containers: 1,167,820
Headquarters: United States

9 C.H. Robinson Worldwide
Containers: 1,000,000
Headquarters: United States

10 Hellmann Worldwide Logistics
Containers: 901,698
Headquarters: Germany

11 Bollore Logistics
Containers: 864,000
Headquarters: France

12 Fr. Meyer's Sohn
Containers: 850,000
Headquarters: Germany

13 Ceva Logistics
Containers: 786,600
Headquarters: Switzerland

14 LF Logistics
Containers: 778,796
Headquarters: Hong Kong

15 Geodis
Containers: 777,675
Headquarters: France

16 Yusen Logistics
Containers: 774,822
Headquarters: Japan

17 Agility Logistics
Containers: 710,000
Headquarters: Switzerland

18 Nippon Express Co.
Containers: 686,206
Headquarters: Japan

19 Kintetsu World Express
Containers: 663,915
Headquarters: Japan

20 OOCL Logistics
Containers: 646,000
Headquarters: Hong Kong

21 Damco International
Containers: 639,132
Headquarters: The Netherlands

22 Logwin Logistics
Containers: 600,000
Headquarters: Luxembourg

22 UPS Supply Chain Solutions
Containers: 600,000
Headquarters: United States

24 Worldwide Logistics Ltd.
Containers: 580,325
Headquarters: United States

25 Hitachi Transport System
Containers: 532,000
Headquarters: Japan

26 Dachser SE
Containers: 522,300
Headquarters: Germany

27 Toll Global Forwarding
Containers: 503,400
Headquarters: Australia

28 China Resources Logistics (Group) Ltd.
Containers: 500,000
Headquarters: Hong Kong

29 Honour Lane Shipping
Containers: 447,846
Headquarters: Hong Kong

30 Mallory Alexander International Logistics
Containers: 400,000
Headquarters: United States

30 Kingway Transportation Company
Containers: 400,000
Headquarters: China

32 Cargo-Partner
Containers: 314,067
Headquarters: Austria

33 Mainfreight Ltd.
Containers: 311,586
Headquarters: New Zealand

34 BDP International
Containers: 302,000
Headquarters: United States

35 Chinatrans International Logistics
Containers: 300,000
Headquarters: China

36 CJ Logistics
Containers: 279,802
Headquarters: South Korea

37 Zhejiang Jiulong International Logistics Co.
Containers: 250,000
Headquarters: China

38 Dimerco Express Group
Containers: 241,300
Headquarters: Taiwan

39 Nissin Corp.
Containers: 215,000
Headquarters: Japan

40 De Well Group
Containers: 210,000
Headquarters: China

41 Cargo Services Far East Ltd.
Containers: 200,000
Headquarters: Hong Kong

42 Sino-Ocean Group
Containers: 192,000
Headquarters: China

43 Zhejiang Chasen Freight Forwarding Co.
Containers: 180,000
Headquarters: China

44 CWT Ltd.
Containers: 170,000
Headquarters: Singapore

45 NNR Global Logistics
Containers: 167,100
Headquarters: Japan

46 EFL
Containers: 164,495
Headquarters: Sri Lanka

47 Topocean Group Inc.
Containers: 156,000
Headquarters: United States

48 Long Sail International Logistics Co.
Containers: 150,000
Headquarters: China

49 Noatum Logistics
Containers: 141,000
Headquarters: Spain

50 TransGroup Global Logistics
Containers: 140,200
Headquarters: United States

Source: Armstrong & Associates Inc.

e = estimate
NA = Not Applicable or Not Available
2018 numbers printed in orange

TRANSPORT TOPICS' Top 50 Logistics Companies is sponsored online by



In cooperation with: ARMSTRONG & ASSOCIATES, INC.