

RESPONDING TO THE CRISIS. THE LIST STARTS INSIDE.

Transport Topics

2020 **TOP 100** FOR-HIRE CARRIERS

**GETTING THROUGH
COVID-19**



As frontline responders to the coronavirus pandemic, trucking companies are overcoming unprecedented challenges to help the nation emerge from this public health crisis.

COVID-19 Pandemic Muddles Outlook For Top 100 For-Hire Carriers

The COVID-19 pandemic has transformed 2020 into a challenging and unprecedented year for the trucking industry. Freight networks faced major disruptions as businesses temporarily closed and people stayed home to help contain the spread of the virus, bringing much of the economy to a standstill.

Seth Clevenger
Managing Editor, Features



This public health crisis has forced North America's largest for-hire carriers to adjust their operations while implementing safety measures to keep their employees healthy as they continued to deliver essential goods.

The 2020 TRANSPORT TOPICS Top 100 For-Hire Carriers list does not capture the pandemic's financial impact on these companies because it is based on full-year revenue from 2019, but the economic damage inflicted by COVID-19 may very well shake up the rankings next year.

At least for now, though, the Top 100 list is fairly stable.

Overall, major fleets reported mixed results that reflect a less favorable business environment in 2019 than in 2018, which was a banner year for trucking.

One of the biggest changes on this year's Top 100 is the absence of Celadon Group, which filed for bankruptcy and ceased operations in December 2019. Earlier that year, the publicly traded fleet agreed to pay \$42 million in restitution for hiding losses from investors and auditors after a financial fraud investigation by the U.S. Department of Justice. Celadon, which was based in

Indianapolis, had ranked No. 38 a year ago.

Meanwhile, familiar names continue to dominate the top of the 2020 list of North America's largest for-hire carriers. Parcel giant UPS Inc. remains firmly entrenched at No. 1, followed closely by rival FedEx Corp.

Schneider, meanwhile, cracked the top 5 by edging past YRC Worldwide and Knight-Swift Transportation Holdings.

Further down the list, several other carriers made notable jumps.

Day & Ross Transportation Group, based in Hartland, New Brunswick, climbed to No. 37, from No. 46 a year ago. The Canadian carrier expanded its dedicated operations in the United States through its April 2019 acquisition of A&S Kinard and Buckler Transport.

Refrigerated carrier John Christner Trucking also continued its ascent. The Sapulpa, Okla.-based company's ranking increased this year to No. 83, from No. 89 a year ago and No. 99 in 2018.

Another big mover was Challenger Group, based in Cambridge, Ontario. The company rose to No. 84, from No. 95 last year, as revenue increased 17.5%.

Making its debut on the Top 100 this year is FFE Transportation Services of Lancaster, Texas. The refrigerated less-than-truckload carrier checks in at No. 97.

Several other carriers are back in the Top 100 after missing the cut for the past few years. No. 88 Consolidated Fastfrate, an LTL and intermodal carrier in Woodbridge, Ontario, and No. 90 Dupré Logistics, a bulk carrier based in Lafayette, La., both return to the Top 100 for the first time since 2016.

The TRANSPORT TOPICS Top 100 list and the associated industry sector lists rank the largest for-hire carriers in the United States, Canada and Mexico based on annual revenue.

Most of the information comes from companies' responses to a survey conducted by TRANSPORT TOPICS, along with public financial reports. S.J. Consulting Group provided revenue estimates for some carriers that did not report data. The lists also include data compiled by Bulk Transporter magazine and legal services firm Husch Blackwell.

Acknowledgments and Sources

The 2020 Top 100 For-Hire Carriers is an annual publication produced by Transport Topics, with assistance from SJ Consulting Group.

Seth Clevenger, TT's managing editor of features, coordinated the project with the help of Multiplatform Coordinator Joe Antoshak and Features Coordinator Marissa Gamache.

Firms wishing to participate in the 2021 Top 100 list can contact TRANSPORT TOPICS at tteditor@ttnews.com.

Rank 2020	Rank 2019	Company	Revenue (000)	% Change	Net Income (000)	% Change	Employees	Equipment	Operating Units (Description of Services)
1	1	UPS Inc. Atlanta NYSE: UPS Carol Tomé, CEO Jim Barber, COO Brian Newman, CFO Juan Perez, Chief Information and Engineering Officer <i>ups.com</i>	\$74,094,000 \$71,861,000	3.1	\$4,440,000 \$4,791,000	-7.3	495,000 481,000	19,851 company-owned tractors 85,018 pickups and vans 107,542 total trailers 107,326 dry van 5 temperature controlled 211 flatbed 6,270 containers 564 aircraft	UPS Package Operations (air and ground package delivery) UPS Supply Chain Solutions (transportation management, air, ocean, rail and ground freight forwarding, customs brokerage, supply chain consulting and network design, dedicated contract carriage, service parts distribution and repair, returns management, order fulfillment, assembly and distribution) Coyote Logistics (freight brokerage) UPS Freight (regional and interregional LTL, truckload, expedited, dedicated contract carriage, refrigerated intermodal) UPS Capital Corp. (equipment leasing, trade finance, freight payment and insurance) UPS Mail Innovations (mail processing) The UPS Store Inc. (franchiser of retail shipping, postal and business service stores) Marken (supply chain services in pharmaceutical and life sciences industries) Ware2Go (on-demand warehouse services)
2	2	FedEx Corp. Memphis, Tenn. NYSE: FDX Frederick Smith, Chairman and CEO Rajesh Subramaniam, President and COO Alan Graf Jr., CFO Don Collieran, President and CEO, FedEx Express Henry Maier, President and CEO, FedEx Ground John Smith, President and CEO, FedEx Freight <i>fedex.com</i>	\$68,869,000 \$69,200,000	-0.5	\$2,359,000 \$3,636,000	-35.1	475,000 425,000	29,813 company-owned tractors 80,417 straight trucks 113,218 total trailers 679 aircraft	FedEx Express (domestic and international air and ground package delivery) FedEx Ground (commercial and residential ground package delivery and consolidation) FedEx Logistics (air and ocean freight forwarding, supply chain consulting, warehousing and distribution, returned goods management, 3-D printing, parts testing, repair and refurbishment, expedited, order fulfillment and contract packaging, cross-border e-commerce, customs brokerage, trade management) FedEx Freight (regional and national LTL, expedited) FedEx Services (sales and marketing, information technology support, e-commerce services) FedEx Office (copying and printing services, signs and banners)
3	3	XPO Logistics Greenwich, Conn. NYSE: XPO Bradley Jacobs, Chairman and CEO Troy Cooper, President Tony Brooks, President, LTL North America Mario Harik, CIO Matthew Fassler, Chief Strategy Officer Meghan Henson, Chief Human Resources Officer Greg Ritter, Chief Customer Officer <i>xpo.com</i>	\$16,648,000 \$17,279,000	-3.7	\$379,000 \$390,000	-2.8	100,000 100,000	15,500 company-owned tractors 40,000 total trailers 10,000 containers	XPO Transportation (freight brokerage, regional and interregional LTL, dry van and refrigerated TL, dedicated contract carriage, intermodal/drillage, air/ expedited, commercial and residential delivery, air and ocean freight forwarding) XPO Logistics (warehousing and distribution, order fulfillment, returned goods management, transportation management, supply chain consulting)





Revenue and net income figures printed in black reflect 2019 financial results.

Numbers for previous year printed in **GOLD**.

NA = not available or not applicable

e = estimate

TRANSPORT TOPICS Top 100 For-Hire Carriers

Rank 2020	Rank 2019	Company	Revenue (000)	% Change	Net Income (000)	% Change	Employees	Equipment	Operating Units (Description of Services)
4	4	J.B. Hunt Transport Services Lowell, Ark. Nasdaq: JBHT  Kirk Thompson, Chairman John Roberts III, President and CEO Craig Harper, COO Shelley Simpson, CCO <i>jbhunt.com</i>	\$9,165,258 \$8,614,874	6.4	\$516,000 \$489,585	5.4	29,106 28,300	16,376 company-owned tractors 1,596 owner-operator tractors 35,093 total trailers 96,743 containers	J.B. Hunt Intermodal (intermodal/drayage) J.B. Hunt Truckload (dry van TL) J.B. Hunt Dedicated Contract Services (dedicated contract carriage, commercial and residential delivery and installation services, includes operations of Cory 1st Choice Home Delivery acquired in January) J.B. Hunt Integrated Capacity Solutions (freight brokerage)
5	7	Schneider Green Bay, Wis. NYSE: SNDR Adam Godfrey, Chairman Mark Rourke, President and CEO Stephen Bruffett, CFO Shaleen Devgun, CIO Angela Fish, SVP of Human Resources Dave Geyer, EVP of Transportation & Logistics Rob Reich, Chief Administrative Officer <i>schneider.com</i>	\$5,000,000 \$4,977,000	0.5	\$147,000 \$268,900	-45.3	15,650 19,400	9,000 company-owned tractors 35,100 total trailers 23,100 containers	Schneider Truckload Services (dry van and refrigerated TL, expedited, dedicated contract carriage, liquid bulk, chemical and petroleum tank, flatbed/heavy specialized, commercial and residential delivery, LTL) Schneider Intermodal Services (intermodal and drayage) Schneider Logistics Services (transportation management, freight brokerage, transloading and port drayage, cross-border services, warehousing and distribution, supply chain consulting and network design, domestic and international freight service in China) Schneider Finance (equipment leasing)
6	6	YRC Worldwide Overland Park, Kan. Nasdaq: YRCW  Matt Doheny, Chairman Darren Hawkins, CEO Jamie Pierson, CFO TJ O'Connor, COO <i>yrcw.com</i>	\$4,871,200 \$5,092,000	-4.3	(\$104,000) \$20,200	NA	30,000 31,000	10,300 company-owned tractors 3,800 lease-to-own tractors 43,700 total trailers 600 containers	YRC Freight (national and international LTL and TL, expedited, cross-border services) YRC Reimer (regional and interregional LTL in Canada, cross-border services) New Penn, Holland, Reddaway (regional and interregional LTL and TL, expedited, cross-border services) HNRy Logistics
7	5	Knight-Swift Transportation Holdings Phoenix NYSE: KNX  Kevin Knight, Chairman Dave Jackson, CEO Kevin Quast, COO Adam Miller, CFO <i>knight-swift.com</i>	\$4,843,950 \$5,344,066	-9.4	\$310,178 \$456,070	-32	23,800 22,800	17,075 company-owned tractors 2,445 owner-operator tractors 58,315 total trailers 9,862 containers	Knight Trucking (dry van and refrigerated TL, intermodal/drayage) Knight Logistics (freight brokerage, intermodal/drayage, transportation management) Swift Truckload (dry van TL) Swift Dedicated (dedicated contract carriage) Swift Refrigerated (refrigerated TL, dedicated contract carriage) Swift Intermodal (intermodal/drayage) Swift Logistics (freight brokerage, repair and maintenance, equipment leasing and insurance)
8	9	Old Dominion Freight Line Thomasville, N.C. Nasdaq: ODFL  Earl Congdon, Senior Executive Chairman David Congdon, Executive Chairman Greg Gantt, President and CEO Kevin Freeman, COO Adam Satterfield, CFO <i>odfl.com</i>	\$4,109,111 \$4,043,695	1.6	\$615,518 \$605,668	1.6	21,159 22,858	9,296 company-owned tractors 144 straight trucks 37,539 total trailers 37,539 dry van	OD Domestic (regional and interregional LTL and TL, freight brokerage) OD Expedited (air and ground expedited, trade show exhibits, commercial and residential delivery and installation) OD Household Services (self-moving services) OD Global (air and ocean freight forwarding, intermodal/drayage, assembly and distribution) OD Technology (information technology)

Revenue and net income figures printed in black reflect 2019 financial results.

Numbers for previous year printed in **GOLD**.

NA = not available or not applicable

e = estimate

TRANSPORT TOPICS Top 100 For-Hire Carriers

Rank 2020	Rank 2019	Company	Revenue (000)	% Change	Net Income (000)	% Change	Employees	Equipment	Operating Units (Description of Services)
9	8	Landstar System Jacksonville, Fla. Nasdaq: LSTR Diana Murphy, Chairman Jim Gattoni, President and CEO Joe Beacom, COO Kevin Stout, CFO Rob Brasher, CCO <i>landstar.com</i>	\$4,084,577 \$4,615,144	-11.5	\$227,720 \$255,281	-10.8	1,333 1,306	10,243 owner-operator tractors 17,067 total trailers 13,841 dry van 134 temperature controlled 3,092 flatbed	Landstar Transportation Logistics (dry van and refrigerated TL and LTL, flatbed/heavy specialized, intermodal/drayage, expedited, air and ocean freight forwarding, customs brokerage, cross-border services, project cargo, transportation management) Signature Insurance Co., Risk Management Claim Services (insurance, claims management)
10	11	Ryder Supply Chain Solutions Miami (Ryder System Inc.) Robert Sanchez, Chairman & CEO Scott Parker, CFO Steven Sensing, President, Global Supply Chain Solutions John Diez, President, Global Fleet Management <i>ryder.com</i>	\$3,968,754 \$3,731,457	6.4	\$226,209 \$194,806	16.1	NA NA	NA NA	Ryder Supply Chain Solutions (supply chain consulting, warehousing and distribution, assembly and packaging, freight brokerage, order fulfillment, freight bill payment, returned goods management and repair services, trade services, residential and commercial delivery) Ryder Dedicated Transportation Solutions (dedicated contract carriage)
11	10	TFI International Montreal TSX: TFI Alain Bedard, Chairman, President and CEO David Saperstein, CFO <i>tfiintl.com</i>	\$3,903,828 \$3,954,008	-1.3	\$233,891 \$225,356	3.8	16,700 17,127	7,772 company-owned tractors 8,072 owner-operator tractors 5,505 total trailers	Clarke Transport, National Fast Freight, Quiktrax Intermodal, Vitran, Canadian Freightways, Cavalier, Concord, La Crete Transport, McMurray Serv-U Expediting, Normandin, Quik X Transportation, Tripar Transportation, TST Overland Express (national and international LTL, intermodal) ICS Courier, Canpar Express, Loomis Express, TForce Integrated Solutions (package/courier) A&M International, Besner, Contract Freighters Inc., Clarke Road Transport, Couture, Ganeca, Gregoire, Laidlaw Carriers Van LP, Papineau International, Roadfast, TF Dedicated, Transport America, Transport J.C. Germain, TST Truckload and Load Brokerage (dry van TL, dedicated contract carriage) Beaumont, Bergeron, Brasseur, Charbonneau, Contrans Flatbed Group, Contrans Tank Group, Dupont, Durocher International, E.L. Farmer, GBT, GHl Transport, Golden International, JAF, JAG, Kingsway Bulk, Laidlaw Carriers Bulk, McArthur Express, Mirabel Logistic, Nordique, P&W Intermodal & MTMX, Rebel Transport, SAF, Schilli, TF Truckload & Logistics, Timeline Logistic, Tri-Line Carriers, TST Expedited, TTL, Villeneuve Tank Lines, Westfreight Systems, Winalta, Schilli Corporation, Toronto Tank Lines, Aulick Industries, ShirAul (flatbed/heavy specialized, chemical and petroleum tank, liquid and dry bulk, intermodal, oil field and energy services, includes the operations of Piston acquired in June 2019) Cavalier Logistics, CFI Logistica, CFI Logistics, CK Logistics, Clarke North America, Cornerstone Logistics, E&L Logistics, Hyphen Transportation Management, Kobelt Transportation, Landry, Logikit, Patriot Freight Services, Premier Product Management, Quik X Logistics, St-Lambert, Stream Logistics (transportation management, freight brokerage, warehousing and distribution, equipment leasing, includes select assets of US Logistics and operations of Craier acquired in August 2019) AC Final Mile, Guardian Medical Logistics, TForce Critical, TForce Final Mile Canada, TForce Final Mile U.S., TForce Logistics (residential and commercial delivery)

Revenue and net income figures printed in black reflect 2019 financial results.

Numbers for previous year printed in **GOLD**.

NA = not available or not applicable

e = estimate

TRANSPORT TOPICS Top 100 For-Hire Carriers





Rank 2020	Rank 2019	Company	Revenue (000)	% Change	Net Income (000)	% Change	Employees	Equipment	Operating Units (Description of Services)
12	12	Hub Group Oak Brook, Ill. Nasdaq: HUBG David Yeager, Chairman and CEO Phillip Yeager, President and COO Terri Pizzuto, CFO Vince Paperiello, Chief Solutions Officer Dario Skocir, President of Group Trucking & Dedicated <i>hubgroup.com</i>	\$3,668,117 \$3,683,593	-0.4	\$107,171 \$201,740	-46.9	5,000 5,400	2,600 company-owned tractors 1,300 owner-operator tractors 4,920 total trailers 38,000 containers	Hub Group Intermodal (intermodal/drayage) Hub Highway (freight brokerage, project management) Unyson Logistics (transportation management, supply chain consulting) Hub Group Trucking (dry van TL, intermodal/drayage) Hub Group Dedicated (dedicated contract carriage) CaseStack (transportation management, freight brokerage)
13	13	Estes Express Lines Richmond, Va. Robey Estes Jr., Chairman, President and CEO William Hupp, COO Stephen Hupp, CFO <i>estes-express.com</i>	\$3,260,000 \$3,160,000	3.2	NA NA	NA NA	19,000 18,451	7,485 company-owned tractors 431 straight trucks 121 pickups and vans 38,617 total trailers 37,800 dry van 367 temperature controlled 450 flatbed 276 containers	Estes Express Lines (regional and national LTL and TL, expedited, consolidation, supply chain consulting, information technology) Estes Forwarding Worldwide (ground, air and ocean freight forwarding, freight brokerage) Estes SureMove (household goods moving and storage) Estes Level2 Logistics (dedicated contract carriage, dry van TL, flatbed) Estes Specialized Truckload and Delivery Services (assembly and distribution, packaging and crating, residential and commercial delivery, government shipping, flatbed/heavy specialized, hazardous materials, security and escort services) Estes Leasing (equipment financing and maintenance) Big E Transportation (residential and commercial delivery)
14	14	ArcBest Fort Smith, Ark. Nasdaq: ARCB Judy McReynolds, Chairman, President and CEO David Cobb, CFO <i>arcb.com</i>	\$2,988,310 \$3,093,788	-3.4	\$39,985 \$67,262	-40.6	13,000 13,000	4,137 company-owned tractors 90 straight trucks 23,639 total trailers	ABF Freight (national and regional LTL, trade show exhibits, commercial and residential delivery, expedited) ArcBest (freight brokerage, intermodal, air and ocean freight forwarding, air/expedited, transportation management, warehousing and distribution, household goods moving and storage) FleetNet America (emergency breakdown services, vehicle maintenance and towing) ArcBest Technologies (information technology)
15	16	Penske Logistics Reading, Pa. (Penske Truck Leasing Co.) Roger Penske, Chairman Brian Hard, CEO Marc Althen, President Paul Ott, CFO <i>penskelogistics.com</i>	\$2,600,000 \$2,300,000	13	NA NA	NA NA	19,475 19,012	4,634 company-owned tractors 543 straight trucks 17,626 total trailers 15,587 dry van 1,428 temperature controlled	Penske Logistics (dedicated contract carriage, transportation management, warehousing and distribution, freight brokerage, air and ocean freight forwarding, facilities engineering)

Revenue and net income figures printed in black reflect 2019 financial results.

Numbers for previous year printed in **GOLD**.

NA = not available or not applicable

e = estimate

Rank 2020	Rank 2019	Company	Revenue (000)	% Change	Net Income (000)	% Change	Employees	Equipment	Operating Units (Description of Services)
16 	15	Werner Enterprises Omaha, Neb. Nasdaq: WERN CL Werner, Chairman Derek Leathers, President and CEO Marty Nordlund, COO John Steele, CFO <i>werner.com</i>	\$2,463,701	0.2	\$166,944	-0.7	12,736	7,493 company-owned tractors	Werner Truckload Transportation Services (dry van and refrigerated TL, flatbed/heavy specialized, expedited, dedicated contract carriage, cross-border services) Werner Logistics (air and ocean freight forwarding, freight and customs brokerage, consolidation, transportation management, final mile, intermodal, freight audit and payment, warehousing and distribution, information technology) Fleet Truck Sales (used truck and trailer sales)
			\$2,457,914		\$168,148		12,852	540 owner-operator tractors 24,145 total trailers 21,130 dry van 1,270 temperature controlled 300 flatbed	
17 	18	Prime Inc. Springfield, Mo. Robert Low, Chairman, President and CEO R. Dean Hoedl, CFO Steve Wutke, VP, Sales <i>primeinc.com</i>	\$2,288,397	4.7	\$307,504	0.4	4,900	7,071 company-owned tractors	Prime Inc. (refrigerated TL, flatbed/heavy specialized, tank/bulk, dedicated contract carriage) Prime Logistics (freight brokerage) Prime Floral (transportation of flowers and plants, consolidation and distribution services) Trailer Skirt Ads (advertising on trailer side skirts) Pedigree Truck Sales (equipment sales) Success Leasing (equipment leasing)
			\$2,186,057		\$306,419		4,900	345 owner-operator tractors 14,116 total trailers 77 dry van 11,949 temperature controlled 1,482 flatbed 608 tank	
18 	19	NFI Camden, N.J. Jeff Brown, Vice Chairman and President Ike Brown, Vice Chairman and President Sid Brown, CEO Steve Grabell, CFO <i>nfiindustries.com</i>	\$2,140,000	4.9	NA	NA	12,600	2,760 company-owned tractors	NFI Transportation (dry van and refrigerated TL, dedicated contract carriage, flatbed/heavy specialized) NFI Distribution (warehousing and distribution, cross-docking, order fulfillment, contract packaging) NFI Intermodal (intermodal/drayage) NFI Brokerage/Transportation Management (freight brokerage, transportation management, consolidation, freight payment and audit, includes operations of SCR Air Services acquired in February) NFI Real Estate (commercial and industrial real estate development and construction) NFI Global (air and ocean freight forwarding, international warehousing and consolidation, port services) NFI Cal Cartage (port drayage, transloading, consolidation, deconsolidation, customs brokerage)
			\$2,040,000		NA	NA	10,900	1,790 owner-operator tractors 12,500 total trailers 11,500 dry van 750 temperature controlled 61 flatbed 225 containers	
19 	23	R+L Carriers¹ Wilmington, Ohio Ralph Roberts, founder Roby Roberts, CEO Robert Zimmerman, President <i>rlcarriers.com</i>	\$1,972,000*	16.5	NA	NA	NA	NA	R+L Carriers (regional and national LTL, expedited and crating services in the U.S. and Canada) R+L Global Logistics (air and ocean freight forwarding, warehousing and distribution, order fulfillment, transportation management, project logistics, trade show exhibits and high-value cargo transportation, intermodal, cross-border services, supply chain consulting) R+L Truckload Services (dry van and refrigerated TL, flatbed, expedited, intermodal) Roberts Truck Sales (equipment sales)
			\$1,692,000*		NA	NA	NA	NA	

¹R+L Carriers revenue is estimated by S.J. Consulting Group.

Rank 2020	Rank 2019	Company	Revenue (000)	% Change	Net Income (000)	% Change	Employees	Equipment	Operating Units (Description of Services)
20	17	Roadrunner Transportation Systems Downers Grove, Ill. James Staley, Chairman Curt Stoelting, CEO Patrick Unzicker, CFO Michael Rapken, CIO Bob Milane, CCO Frank Hurst, President, Roadrunner Freight <i>rrts.com</i>	\$1,847,862 \$2,216,141	-16.6	(\$340,937) (\$165,597)	NA	3,600 4,600	NA	Roadrunner Freight (regional and interregional LTL) Active Aero Group (air/expedited) Roadrunner Temperature Controlled (refrigerated TL and LTL) Roadrunner Intermodal Services (intermodal and drayage) Ascent Global Logistics (transportation management, warehousing and distribution, retail consolidation, air and ocean freight forwarding, customs brokerage)
21	25	Saia Inc. Johns Creek, Ga. Nasdaq: SAIA Richard O'Dell, Chairman Frederick Holzgrefe III, President and CEO Raymond Ramu, EVP & CCO Douglas Col, EVP & CFO <i>saia.com</i>	\$1,786,735 \$1,653,849	8	\$113,719 \$104,981	8.3	10,400 10,300	4,779 company-owned tractors 16,376 total trailers	Saia LTL Freight (regional and interregional LTL and TL, expedited) LinkEx Inc. (supply chain consulting, air and ocean freight forwarding, warehousing, commercial and residential delivery) Saia Logistics Services (transportation management, freight brokerage)
22	27	Kenan Advantage Group North Canton, Ohio Dennis Nash, Chairman Bruce Blaise, President and CEO Grant Mitchell, COO Charlie DeLacey, CFO Ralph Lee, CHRO <i>thekag.com</i>	\$1,758,645 \$1,536,191	14.5	NA NA	NA NA	9,400 9,000	5,046 company-owned tractors 385 lease-to-own tractors 1,546 owner-operator tractors 11,225 total trailers 11,225 tank	KAG Fuels Delivery (petroleum and chemical tank, propane, asphalt, renewable fuels, dedicated contract carriage) KAG Specialty Products (chemical tank, liquid and dry bulk, dedicated contract carriage, tank washing) KAG Food Grade (liquid bulk food and beverage) KAG Merchant Gas (industrial gas) KAG Canada (liquid and dry bulk in Canada) KAG Logistics (transportation management, freight payment and auditing, renewable fuel storage and transloading) KAG Tank Leasing (trailer leasing)
23	21	Daseke Inc. Addison, Texas Nasdaq: DSKE Chris Easter, CEO Angie Moss, SVP & Chief Accounting Officer John Michell, VP of Operations Strategy <i>daseke.com</i>	\$1,737,000 \$1,770,000	-1.9	(\$307,400) (\$5,187)	NA	5,946 5,930	2,334 owner-operator tractors	Boyd Bros. Transportation, WTI Transport, Mid Seven Transportation, Central Oregon Truck Co., Hornady Transportation (flatbed, freight brokerage) TSH & Co., Alabama Carriers, Fleet Movers Inc. (flatbed, freight brokerage) E.W. Wylie Corp., J. Grady Randolph Inc., Lone Star Transportation (flatbed, freight brokerage) Smokey Point Distributing (flatbed, freight brokerage, glass) Bulldog Hiway Express (drayage, flatbed/heavy specialized) Boyd Logistics (freight brokerage) Big Freight Systems (flatbed/heavy specialized, warehousing in Canada) The Schilli Cos. (flatbed/heavy specialized, warehousing and distribution, truck leasing and rental) Steelman Transportation (flatbed/heavy specialized, freight brokerage) Roadmaster Group (arms, ammunition and explosives, flatbed/heavy specialized, dry van TL, dromedary, hazmat, high-security hauling services, freight brokerage) Moore Freight Service (glass, flatbed/heavy specialized) Aveda Transportation and Energy Services (flatbed/heavy specialized, oilfield services in U.S. and Canada) Builders Transportation Co. (flatbed/heavy specialized)

Revenue and net income figures printed in black reflect 2019 financial results.

Numbers for previous year printed in **GOLD**.

NA = not available or not applicable

e = estimate

Rank 2020	Rank 2019	Company	Revenue (000)	% Change	Net Income (000)	% Change	Employees	Equipment	Operating Units (Description of Services)
24	20	U.S. Xpress Enterprises Chattanooga, Tenn. NYSE: USX Max Fuller, Chairman Eric Fuller, President and CEO Matt Herndon, COO Eric Peterson, CFO <i>usxpress.com</i>	\$1,707,361	-7.4	(\$3,043)	NA	8,572	4,900 company-owned tractors	U.S. Xpress Inc. (dry van TL, expedited, dedicated contract carriage, freight brokerage, cross-border services) Total Transportation of Mississippi (dry van TL, expedited, freight brokerage, 90% ownership) U.S. Xpress Leasing (equipment leasing)
			\$1,842,817		\$26,106		8,912	2,000 owner-operator tractors 15,500 total trailers	
25	24	CRST International Cedar Rapids, Iowa John Smith, Chairman Hugh Ekberg, President and CEO David Souza, CFO Mike Gannon, COO Jerry Kilgore, CIO <i>crst.com</i>	\$1,559,000	-7.5	NA	NA	6,778	3,794 company-owned tractors	CRST Expedited (dry van and refrigerated TL, expedited) CRST Malone (flatbed, dedicated contract carriage) CRST Dedicated Services (dedicated contract carriage) CRST Specialized Transportation (transportation of high-value goods and specialized commodities, commercial and residential delivery, warehousing and distribution, intermodal) CRST Logistics (transportation management, intermodal, freight brokerage) BESL Transfer Co. (flatbed/heavy specialized) Pegasus Transportation (refrigerated and dry van TL) Gardner Trucking (dry van and refrigerated TL and LTL, flatbed, dedicated contract carriage, drayage and warehousing, freight brokerage)
			\$1,685,000		NA		7,131	1,091 lease-to-own tractors 923 owner-operator tractors 17 pickups and vans 14,513 total trailers 11,796 dry van 164 temperature controlled 3,037 flatbed 163 tank	
26	26	C.R. England Salt Lake City Daniel England, Chairman Chad England, CEO Josh England, President Zach England, COO TJ McGeean, CFO <i>crengland.com</i>	\$1,545,199	-5.6	NA	NA	8,153	250 company-owned tractors	C.R. England Inc. (refrigerated and dry van TL, flatbed, dedicated contract carriage, intermodal, cross-border services) England Logistics (freight brokerage, air and ocean freight forwarding, intermodal, dry and refrigerated LTL, parcel, transportation management, supply chain consulting, facility engineering, warehousing and distribution) England Carrier Services (financial services, fuel and equipment sales, maintenance and compliance services) Premier Truck Driving Schools (driver training) Lakeside Medical Clinic (driver health services)
			\$1,636,138		NA		8,196	4,014 lease-to-own tractors 45 owner-operator tractors 4 pickups and vans 6,604 total trailers 1,411 dry van 5,073 temperature controlled 120 flatbed 1,607 containers	
27	28	Universal Logistics Holdings Warren, Mich. Nasdaq: ULH Tim Phillips, CEO Jude Beres, CFO Don Berquist, COO <i>universallogistics.com</i>	\$1,511,998	3.4	\$37,586	-28	6,541	1,756 company-owned tractors	Universal Truckload (dry van TL, flatbed/heavy specialized, motor vehicle drive away, dedicated contract carriage, expedited, transportation management, freight brokerage, switching and yard management) Universal Intermodal Services (intermodal/drayage) Fore Transportation (intermodal/drayage, yard management, chassis rental, equipment repair and maintenance) CTX Inc. (air/expedited, freight brokerage) Linc Logistic Solutions, Universal Logistics Solutions International (warehousing and distribution, consolidation, air and ocean freight forwarding, customs brokerage, order fulfillment, project management, returned goods management, kitting and parts assembly) Cavalry Logistics (freight brokerage) Westport Axle (assembly and distribution, warehousing, parts manufacturing)
			\$1,461,708		\$52,178		6,335	201 lease-to-own tractors 3,386 owner-operator tractors 28 straight trucks 59 pickups and vans 4,428 total trailers 783 containers	

Revenue and net income figures printed in black reflect 2019 financial results.



Numbers for previous year printed in **GOLD**.

NA = not available or not applicable

e = estimate

Rank 2020	Rank 2019	Company	Revenue (000)	% Change	Net Income (000)	% Change	Employees	Equipment	Operating Units (Description of Services)
28	22	UniGroup Inc. Fenton, Mo. Barry Vaughn, Chairman Marc Rogers, President and CEO Brent Stottlemyre, CFO <i>unigroupinc.com</i>	\$1,500,000 \$1,700,000	-11.8	NA NA	NA NA	NA NA		United Van Lines, Mayflower Transit (household goods, commercial and industrial moving and storage, storage containers, vehicle delivery, high-value products, trade show exhibits, warehousing) UniGroup Worldwide Moving (domestic and international household goods moving, air and ocean freight forwarding) UniGroup Logistics (warehousing and distribution, flatbed/heavy specialized, installation of furniture, fixtures and electronic equipment, project management) Allegiant Move Management (government and commercial household goods moving and storage) Trans Advantage (equipment sales and service)
29	31	Forward Air Greenville, Tenn. Nasdaq: FWRD Thomas Schmitt, President, Chairman and CEO Chris Ruble, COO Michael Morris, CFO Matt Jewell, CCO <i>forwardair.com</i>	\$1,410,395 \$1,320,886	6.8	\$87,099 \$92,051	-5.4	5,652 5,411	426 company-owned tractors 927 lease-to-own tractors 7,178 total trailers	Forward Air Inc. (air/expedited, dry van and refrigerated TL and LTL, consolidation, customs brokerage, dedicated contract carriage, freight brokerage) Forward Air Solutions Inc. (pool distribution) Central States Trucking Co., Central States Logistics (intermodal/drayage, transloading, warehousing)
30	29	Sirva Inc.¹ Oakbrook Terrace, Ill. (Madison Dearborn Partners) Thomas Oberdorf, Chairman and CEO Deborah Balli, President, Global Relocation Services Andrew Coolidge, President, Americas John Kirk, CIO and CTO Linda Smith, CCO Jacob George, President, Europe, Asia Pacific and Middle East <i>sirva.com</i>	\$1,400,000* \$1,400,000*	0	NA NA	NA NA	NA NA		Allied Van Lines, North American Van Lines, Allied Pickfords (domestic and international household goods, military, commercial and industrial moving and storage, vehicle delivery, high-value products) Smartbox Solutions Inc. (portable self-storage container moving) Sirva Relocation, Sirva Move Management, Sirva Global Relocation, Sirva Mortgage, Sirva Settlement (relocation-management support services, mortgage services, includes operations of Team Relocations acquired in August 2018)
31	30	Southeastern Freight Lines Lexington, S.C. W.T. Cassels Jr., Chairman W. Tobin Cassels, President Keith Heaton, COO John Dampier, CFO <i>sefl.com</i>	\$1,384,438 \$1,378,929	0.4	NA NA	NA NA	8,839 8,989	3,177 company-owned tractors 208 owner-operator tractors 410 straight trucks 10,666 total trailers 10,666 dry van	Southeastern Freight Lines (regional and interregional LTL and TL, assembly and distribution) G&P Trucking (dry van TL) Southeastern Logistics (freight brokerage)

¹ Sirva Inc. revenue is for 2018.

Rank 2020	Rank 2019	Company	Revenue (000)	% Change	Net Income (000)	% Change	Employees	Equipment	Operating Units (Description of Services)
32 AVERITT	32	Averitt Express Cookeville, Tenn. Gary Sasser, Chairman and CEO Wayne Spain, President and COO Johnny Fields, CFO averittpress.com	\$1,319,000	1.6	NA	NA	9,007	5,319 company-owned tractors	Averitt Express (regional and interregional LTL, flatbed, dry van and refrigerated TL, dedicated contract carriage, expedited, cross-border services, air and ocean freight forwarding, customs brokerage, freight brokerage, intermodal, warehousing and distribution, drayage, transloading, product assembly, transportation management, returned goods management, order fulfillment, commercial and residential delivery, supply chain consulting)
			\$1,298,463		NA		9,000	44 straight trucks 14,905 total trailers 14,628 dry van 34 temperature controlled 243 flatbed	
33 	33	Anderson Trucking Service St. Cloud, Minn. Rollie Anderson, Chairman and CEO Brent Anderson, President & COO Paul Pfeiffer, CFO Scott Anderson, Chief Administrative Officer & Secretary atsinc.com	\$1,274,459	2.4	NA	NA	2,294	1,021 company-owned tractors	ATS Specialized, New Energy Transport, Warren Transport, Midwest Specialized Transportation, Waylon Transport (flatbed/heavy specialized, intermodal) ATS Inc. (dry van TL) ATS Logistics Services (transportation management, freight brokerage, warehousing and consolidation, packaging, pilot car services) ATS Maritime (heavy specialized, project management, intermodal, air and ocean freight forwarding, customs brokerage) Sureway Transportation Co. (freight sales) SunBelt Xpress (transportation of furniture, residential and commercial delivery, expedited, LTL, freight brokerage) Iowa Loading Service, National Specialized Services (logistics services) Competitive Equipment Leasing (equipment leasing) Transportation Trucking Insurance Co. (insurance) QLine Trucking Ltd. (flatbed/heavy specialized in Canada)
			\$1,244,459		NA		2,143	1,759 owner-operator tractors 7,209 total trailers 3,452 dry van 3,757 flatbed	
34 	34	Evans Delivery Schuylkill Haven, Pa. (Calera Capital) Matthew Bates, CEO Brian Frey, CFO evansdelivery.com	\$1,240,000	6.6	NA	NA	430	6,200 owner-operator tractors	All Points Transport, Catfish Container, Century Express Brand, Compass Intermodal, Commercial Transportation, Drayage Express, Evans Delivery Company, FIT Transportation, Hale Intermodal Trucking, Land Transportation, Phoenix Transportation, Madaris Transportation, Newhawk Xpress, Orion Intermodal Services, Pierside Intermodal, Polaris Intermodal, Regan Intermodal, 61 Transport, West Contract Brand, Whitacre Intermodal, National Drayage Services (NDS) (intermodal/drayage, dry van TL) DM Transportation (inbound transportation management) Greatwide Truckload Management (dry van TL, flatbed, intermodal/drayage, freight brokerage) West Motor Freight (dry van TL, flatbed, freight brokerage) Packard Transport (flatbed, dry van TL, freight brokerage) New Age Transportation, Distribution & Warehousing Inc. (freight brokerage)
			\$1,163,625		NA		429	550 total trailers 550 dry van	

Revenue and net income figures printed in black reflect 2019 financial results.

Numbers for previous year printed in GOLD.

NA = not available or not applicable

e = estimate

Rank 2020	Rank 2019	Company	Revenue (000)	% Change	Net Income (000)	% Change	Employees	Equipment	Operating Units (Description of Services)
35	35	Crete Carrier Corp. Lincoln, Neb. Tonn Ostergard, Chairman and CEO Tim Aschoff, President Kelly Just, CFO Erick Kutter, President, Shaffer Trucking Mark Swanson, President, Hunt Transportation <i>cretecarrier.com</i>	\$1,200,000 \$1,156,000	3.8	NA NA	NA NA	6,500 6,000	NA	Crete Carrier Corp. (dry van TL, dedicated contract carriage) Shaffer Trucking (refrigerated TL, dedicated contract carriage) Hunt Transportation (flatbed/heavy specialized)
36	36	Purolator Mississauga, Ontario (Canada Post Corp., Barry Lapointe Holdings) John Ferguson, President and CEO Chris Spanjaard, COO Roslyn Samtleben, CFO Ken Johnston, CHRO John Costanzo, President, Purolator International <i>purolator.com</i>	\$1,166,279 \$1,078,043	8.2	NA NA	NA NA	11,000 10,000	465 company-owned tractors 181 straight trucks 2,884 pickups and vans 1,329 total trailers	Purolator Inc. (air and ground package delivery, air and ocean freight forwarding, customs brokerage, transportation management, warehousing and distribution, returned goods management, supply chain consulting) Purolator Freight (regional and interregional LTL, expedited) Purolator International (cross-border package and freight delivery, expedited)
37	46	Day & Ross Transportation Group Hartland, New Brunswick (McCain Foods Ltd.) Bill Doherty, President and CEO Kevin Chase, CFO Shawn McMahon, COO <i>dayross.com</i>	\$1,130,700 \$806,806	40.1	NA NA	NA NA	5,000 3,277	1,500 company-owned tractors 2,500 owner-operator tractors 550 straight trucks 200 pickups and vans 8,000 total trailers 6,150 dry van 1,500 temperature controlled 250 flatbed 100 tank	Day & Ross Freight (national and international LTL, dry van and refrigerated TL, flatbed/heavy specialized, commercial delivery, cross-border services, expedited, dangerous goods) Day & Ross Supply Chain and Trade Networks (supply chain consulting, transportation management, air and ocean freight forwarding, intermodal/drayage, project management, warehousing and distribution, plant relocation services, consolidation, freight brokerage) Day & Ross Dedicated Logistics (dedicated contract carriage, warehousing and distribution, kitting and assembly, returned goods management, includes operations of A&S Kinard & Buckler Transport) Sameday Worldwide (expedited, air and ground package delivery, order fulfillment, residential delivery)
38	45	Quality Distribution¹ Tampa, Fla. (Apax Partners) Gary Enzor, Chairman and CEO Joseph Troy, CFO Randy Strutz, President, Quality Carriers Anthony Morsovillo, President, Boasso America <i>qualitydistribution.com</i>	\$1,090,684 \$822,000	32.7	NA NA	NA NA	NA NA	NA NA	Quality Carriers Inc. (chemical tank, liquid and dry bulk) QC Energy Resources (oil, sand, water and production fluid transport for oil and gas drilling) Quality Transload (transloading) Boasso America (intermodal tank, container storage, shipping, maintenance and repair)

¹ Quality Distribution revenue is provided by Bulk Transporter.

Rank 2020	Rank 2019	Company	Revenue (000)	% Change	Net Income (000)	% Change	Employees	Equipment	Operating Units (Description of Services)
39	37	Lynden Anchorage, Alaska Jim Jansen, Chairman Jon Burdick, President and CEO Alex McKallor, COO Brad McKeown, CFO Everett Billingslea, CLO <i>lynden.com</i>	\$1,075,000 \$1,050,000	2.4	NA NA	NA NA	3,039 2,658	898 company-owned tractors 100 owner-operator tractors 152 straight trucks 35 pickups and vans 2,679 total trailers 26,757 containers	Alaska Marine Lines (barge) Alaska West Express (chemical and petroleum tank, intermodal, dry bulk, flatbed/heavy specialized, oil field services) Lynden Transport (dry van and refrigerated TL, flatbed/heavy specialized, LTL) Brown Line (refrigerated TL) LTI Inc. (liquid and dry bulk) Lynden International (air and ocean freight forwarding, customs brokerage, warehousing and distribution, returned goods management, commercial and residential delivery, trade show exhibits) Lynden Air Cargo (airfreight) Lynden Logistics (transportation management, dedicated contract carriage) Lynden Training Center (hazardous materials response training)
40	39	Ruan Des Moines, Iowa John Ruan III, Chairman Ben McLean, CEO Dan Van Alstine, President and COO Steve Wood, CFO <i>ruan.com</i>	\$1,002,045 \$957,131	4.7	NA NA	NA NA	5,900 5,700	3,361 company-owned tractors 343 lease-to-own tractors 120 straight trucks 80 pickups and vans 9,661 total trailers 5,274 dry van 1,991 temperature controlled 1,258 flatbed 819 tank	Ruan Dedicated Contract Transportation (dedicated contract carriage, dry van TL, liquid and dry bulk, commercial delivery) Ruan Supply Chain Solutions (transportation management, freight brokerage, warehousing and distribution, product assembly and packaging, freight payment and audit, yard management, order fulfillment, returned goods management, commercial and residential delivery) Ruan Transport Corp. (liquid and dry bulk, chemical tank)
41	40	KLLM Transport Services Jackson, Miss. Jim Richards, President and CEO Terry Thornton, CFO <i>kllm.com</i>	\$936,000 \$917,000	2.1	NA NA	NA NA	NA NA	3,600 company-owned tractors 5,400 total trailers 5,400 temperature controlled 610 containers	KLLM Inc. (refrigerated TL, dedicated contract carriage, intermodal, includes operations of Maverick Transportation refrigerated division acquired in May) KLLM Logistics Services (expedited TL and LTL, airfreight, commercial delivery, freight brokerage) Frozen Food Express (refrigerated LTL, dedicated contract carriage) KLLM Driving Academy (driver training)

Revenue and net income figures printed in black reflect 2019 financial results.

Numbers for previous year printed in **GOLD**.

NA = not available or not applicable

e = estimate

Rank 2020	Rank 2019	Company	Revenue (000)	% Change	Net Income (000)	% Change	Employees	Equipment	Operating Units (Description of Services)
42	41	Atlas World Group Evansville, Ind. Jack Griffin, Chairman and CEO Barry Schellenberg, President and COO Don Breivogel, CFO <i>atlasworldgroupinc.com</i>	\$906,400	0.7	\$96,000	860	754	1,228 owner-operator tractors	Atlas Van Lines (household goods, commercial and industrial moving and storage, high-value goods, store fixtures, trade-show exhibits, electronics and fine art, dry van TL) Atlas Van Lines International (air and ocean freight forwarding, military and government moving and storage) Avail Move Management, Cornerstone Relocation Group (relocation and move-management services) Atlas Logistics (transportation management, freight brokerage) Titan Global Distribution (project management, warehousing, commercial delivery and installation services) Atlas World-Class Travel (travel and lodging services) Atlas Terminal Co. (equipment sales and repair, financial services) TopHAT Logistical Solutions (final mile, home delivery) Champion International Moving (International household goods forwarder)
			\$900,500		\$10,000		650	787 straight trucks 22 pickups and vans 3,864 total trailers 3,773 dry van 30 temperature controlled 61 flatbed	
43	42	Covenant Transportation Group Chattanooga, Tenn. Nasdaq: CVTI David Parker, Chairman and CEO Joey Hogan, President and COO Richard Cribbs, CFO Sam Hough, COO, Covenant Transport <i>covenanttransport.com</i>	\$894,528	1	\$8,477	-80.1	5,550	1,823 company-owned tractors	Covenant Transportation Group (dry van and refrigerated TL, expedited, dedicated contract carriage, intermodal/drayage, transportation and management services, shuttle and switching services, warehousing and freight brokerage)
			\$885,455		\$42,503		5,500	897 lease-to-own tractors 301 owner-operator tractors 6,739 total trailers 5,034 dry van 1,705 temperature controlled	
44	44	Central Transport International¹ Warren, Mich. (CenTra Inc.) Manuel Moroun, Chairman, President and CEO Matthew Moroun, Vice Chairman <i>centraltransportint.com</i>	\$856,000 ^e	3.8	NA	NA	NA	NA	Central Transport (regional and interregional LTL, pool distribution)
			\$825,000 ^e		NA		NA		
45	43	Pitt Ohio Transportation Group Pittsburgh Charles Hammel III, President Edward Meier, President, ECM Gary Dorhn, President, Dorhn Transfer Terry Reed, President, US Special Delivery Bob Dumit, President, Palmetto State Transportation Steve Brown, President, Ross Express <i>pittohio.com</i>	\$855,982	3.5	NA	NA	5,680	2,054 company-owned tractors	Pitt Ohio (regional and interregional LTL, expedited, assembly and distribution, warehousing, supply chain consulting, information technology) Dohrn Transfer (regional and interregional LTL, expedite, warehousing and distribution) US Special Delivery (regional and interregional LTL and TL, expedite, consolidation) Ross Express (regional and interregional LTL, distribution, assembly, consolidation) ECM (dry van TL, hazmat, 51% ownership) Palmetto State Transportation (dry van TL, warehousing, hazmat, expedite, refrigerated TL) Motor Carrier Service (dry van TL) U.S. Cargo (package, LTL, pool distribution) Ross Express (regional and interregional LTL, freight brokerage)
			\$826,947		NA		5,751	1 owner-operator tractor 764 straight trucks 94 pickups and vans 5,836 total trailers 4,371 dry van 1,465 temperature controlled 18 tank	

¹ Central Transport International revenue is estimated by S.J. Consulting Group.

Rank 2020	Rank 2019	Company	Revenue (000)	% Change	Net Income (000)	% Change	Employees	Equipment	Operating Units (Description of Services)
46	48	Marten Transport Mondovi, Wis. Nasdaq: MRTN Randy Marten, Chairman and CEO Tim Kohl, President Jim Hinnendael, CFO <i>marten.com</i>	\$843,271 <i>\$787,594</i>	7.1	\$61,071 <i>\$55,027</i>	11	4,087 <i>3,600</i>	3,120 company-owned tractors 92 owner-operator tractors 5,464 total trailers 1,650 dry van 3,814 temperature controlled	Marten Transport (refrigerated and dry van TL, dedicated contract carriage, intermodal/drayage, freight brokerage) MW Logistics (freight brokerage, liquid and dry bulk, 45% ownership)
47	47	Cardinal Logistics¹ Concord, N.C. (H.I.G. Capital) Vin McLoughlin, Chairman Tom Hostetler, CEO Ron Szymkowicz, COO Michael Roberts, CFO <i>cardlog.com</i>	\$805,000 ^e <i>\$800,000^e</i>	0.6	NA <i>NA</i>	NA <i>NA</i>	4,220 <i>4,220</i>	39 company-owned tractors 2,595 lease-to-own tractors 421 owner-operator tractors 119 straight trucks 8,700 total trailers	Cardinal Logistics Management (dedicated contract carriage, dry van and refrigerated TL and LTL, freight brokerage) Greatwide Distribution Management (warehousing and distribution, order fulfillment, product assembly, returned goods management)
48	49	PS Logistics² Birmingham, Ala. Robbie Pike, Chairman Scott Smith, CEO D. Houston Vaughn, President and COO Brian Barze, CFO <i>www.pstrans.com</i>	\$747,339 ^e <i>\$747,339</i>	0	NA <i>NA</i>	NA <i>NA</i>	3,664 <i>3,664</i>	NA	P&S Transportation, Blair Logistics, Loudon County Trucking, MTB Transport, DT Freight, Red Mountain Transportation, National Strategic Transport, HS Express, DMT Trucking, Shelton Trucking (flatbed/heavy specialized, includes operations of CT Transportation acquired in May) Purdy Brothers Trucking (refrigerated TL) TA Services (freight brokerage, includes operations of Celadon Logistics acquired in April) Sellers 3PL (transportation management)
49	51	Stevens Transport Dallas Steve Aaron, Chairman and CEO Clay Aaron, President Todd Aaron, Vice Chairman <i>stevenstransport.com</i>	\$737,294 <i>\$719,870</i>	2.4	\$85,210 <i>\$102,660</i>	-17	2,750 <i>2,700</i>	1,950 company-owned tractors 3,290 total trailers 3,290 temperature controlled	Stevens Transport (refrigerated and dry van TL, intermodal, dedicated contract carriage, transloading, transportation management)
50	50	AAA Cooper Transportation Dothan, Ala. Mack Dove, Chairman Reid Dove, President and CEO Michelle Lewis, CFO Charlie Prickett, COO <i>aaacooper.com</i>	\$718,000 <i>\$725,000</i>	-1	NA <i>NA</i>	NA <i>NA</i>	5,000 <i>5,234</i>	2,552 company-owned tractors 98 straight trucks 6,958 total trailers 6,765 dry van 34 temperature controlled 55 flatbed	AAA Cooper Transportation (regional and interregional LTL and TL, tank/bulk, dedicated contract carriage, port services, freight brokerage, ocean freight forwarding, truck maintenance and repair)
51	54	United Road Services Romulus, Mich. (The Carlyle Group) Kathleen McCann, Chairman Mark Anderson, President and CEO Jason Walker, COO David Gann, CFO <i>unitedroad.com</i>	\$713,000 <i>\$659,000</i>	8.2	NA <i>NA</i>	NA <i>NA</i>	1,837 <i>1,846</i>	1,200 company-owned tractors 1,168 owner-operator tractors 1,200 total trailers	United Road Premier Vehicle Transport (vehicle hauling, includes operations of Fleet Car Carriers acquired in January) United Road Alaska Vehicle Transport (vehicle hauling in Alaska) United Road Specialty Vehicle Transport/Pilot Transport (enclosed vehicle hauling) United Road My Vehicle Transport (consumer vehicle hauling)

¹ Cardinal Logistics revenue is estimated by Armstrong & Associates.

² PS Logistics revenue is for 2018.

Revenue and net income figures printed in black reflect 2019 financial results.

Numbers for previous year printed in **GOLD**.

NA = not available or not applicable

e = estimate

TRANSPORT TOPICS Top 100 For-Hire Carriers

Rank 2020	Rank 2019	Company	Revenue (000)	% Change	Net Income (000)	% Change	Employees	Equipment	Operating Units (Description of Services)
52	52	Western Express Nashville, Tenn. Paul Wieck, Chairman and CEO Robert Stachura, President and COO Richard Prickett, CFO <i>westernexp.com</i>	\$683,535 \$695,122	-1.7	NA NA	NA NA	3,250 3,250	3,050 company-owned tractors 8,080 total trailers 6,420 dry van 1,660 flatbed	Western Express (dry van and flatbed TL, expedited, intermodal/drayage, freight brokerage, yard management, dedicated contract carriage)
53	54	Dayton Freight Lines Dayton, Ohio Thomas Cronin Jr., President Bryan Brown, CFO Anthony Rocco, COO Michael Cronin, Executive Vice President <i>daytonfreight.com</i>	\$679,000 \$659,000	3	NA \$89,577	NA	4,949 4,922	1,955 company-owned tractors 159 straight trucks 4,600 total trailers 4,600 dry van	Dayton Freight Lines (regional LTL) Kelley Transportation (dry van TL) Kelley Logistics (freight brokerage)
54	53	Mullen Group Okotoks, Alberta TSX: MTL Murray Mullen, Chairman, President and CEO Stephen Clark, CFO Richard Maloney, SVP <i>mullen-group.com</i>	\$664,550 \$674,027	-1.4	NA NA	NA NA	3,768 3,759	1,371 company-owned tractors 607 owner-operator tractors 487 straight trucks 301 pickups and vans 5,139 total trailers 569 containers	Argus Carriers, Courtesy Freight Systems, Gardewine Group Limited Partnership, Grimshaw Trucking, Hi-Way 9 Express, Inter-Urban Delivery Service, Jay's Transportation Group, Number 8 Freight (regional LTL, refrigerated) Canada Transport, Cascade Carriers, DWS Logistics, Kleysen Group, Mullen Trucking, Payne Transportation, RDK Transportation, Tenold Transportation, 24/7 The Storehouse (dry van TL, dry bulk, intermodal, warehousing and distribution) Canadian Dewatering, Cascade Energy Services, Candian Hydrovac, E-Can Oilfield Services, Envolve Energy Services, Formula Powell, Heavy Crude Hauling, Mullen Oilfield Services, OK Drilling Services, Pe Ben Oilfield Services, Premay Equipment, Premay Pipeline Hauling, R.E. Line Trucking, Recon Utility Search, Smook Contractors, Spearing Service, TREC Drilling Services (flatbed/heavy specialized, construction services, aggregate hauling)
55	56	Bennett International Group McDonough, Ga. Marcia Taylor, Chairman, President and CEO David Pittman, COO and CFO Lee Gentry, EVP <i>bennettig.com</i>	\$650,846 \$612,140	6.3	NA NA	NA NA	1,029 1,124	130 company-owned tractors 258 lease-to-own tractors 1,422 owner-operator tractors 2,186 total trailers 451 dry van 1,909 flatbed	Bennett Motor Express, Ace Doran Hauling & Rigging (flatbed/heavy specialized) Bennett Heavy & Specialized (secure government freight, arms ammunition and explosives) Bennett Truck Transport (manufactured housing and commercial building moving services) Bennett DriveAway (truck, bus and recreational vehicle and RV trailer delivery, power-only hauling service) Bennett Distribution Services (warehousing and distribution, transportation management) Bennett International Transport (air and ocean freight forwarding, customs brokerage) Bennett International Logistics (freight brokerage, supply chain consulting, freight management) Boss Crane & Rigging (heavy lift and rigging services) Boss Transportation Services (crane and oilfield hauling services)

Revenue and net income figures printed in black reflect 2019 financial results.

Numbers for previous year printed in GOLD.







NA = not available or not applicable

e = estimate

Rank 2020	Rank 2019	Company	Revenue (000)	% Change	Net Income (000)	% Change	Employees	Equipment	Operating Units (Description of Services)
56	62	Bison Transport Winnipeg, Manitoba Don Streuber, Chairman Rob Penner, President and CEO Trevor Fridfinnson, COO Damiano Coniglio, CFO Mike Ludwick, CAO <i>bisontransport.com</i>	\$633,817 \$556,684	13.9	NA NA	NA NA	3,688 3,100	1,221 company-owned tractors 964 owner-operator tractors 5,711 total trailers 2,861 dry van 2,607 temperature controlled 243 flatbed 474 containers	Bison Transport (dry van and heated and refrigerated TL and LTL, dedicated contract carriage, expedited, intermodal, cross-border services, transportation management, warehousing and distribution, freight brokerage, includes the intermodal assets of Celadon Trucking) Britton Transport (dry van TL, flatbed, bulk, freight brokerage, warehousing, transloading, trailer rental, includes the operations of Ace Logistics and C&C Realty) Searcy Trucking (flatbed/heavy specialized) H.O. Wolding (dry van and refrigerated TL and LTL)
57	61	OnTrac Inc.¹ Chandler, Ariz. Rob Humphrey Jr., President and COO Thomas Fischer, CFO Rick Chase, CAO <i>ontrac.com</i>	\$618,000 ^e \$562,856 ^e	9.8	NA NA	NA NA	NA NA	NA	OnTrac (time-definite parcel delivery in eight western states, international mail distribution, warehousing and distribution, packing and storage services)
58	66	Trimac Transportation Calgary, Alberta Jeffrey McCaig, Chairman Mathieu Faure, President and CEO William Marchbank, COO Scott Calver, CFO <i>trimac.com</i>	\$610,000 \$528,672	15.4	NA NA	NA NA	3,000 3,165	970 company-owned tractors 1,150 owner-operator tractors 3,400 total trailers 3,400 tank	Trimac Transportation Services (chemical and petroleum tank, liquid and dry bulk, pressurized gases in Canada and the United States, includes operations of B&B/ Bess Tank Lines acquired in January and Gibson Energy's Canadian truck transportation business acquired in April) National Tank Services (tank cleaning, equipment maintenance) Bulk Plus Logistics (transportation management, warehousing, freight brokerage, bulk transfer and storage, inventory management)
59	59	Suddath² Jacksonville, Fla. Steve Suddath, Chairman Mike Brannigan, President and CEO Kevin Gannon, CFO Len O'Neill, CIO <i>suddath.com</i>	\$600,000 ^e \$600,000 ^e	0	NA NA	NA NA	2,200 2,200	NA	Suddath Relocation Systems , Suddath International (household goods, commercial and industrial moving and storage) Suddath Workplace Solutions (office moving and relocation management services) Suddath Global Logistics (supply chain consulting, transportation management, air and ocean freight forwarding, warehousing and distribution, order fulfillment, commercial and residential delivery, trade show exhibits and high-value products transportation, returned goods management) Suddath Government Services (government and military commercial and residential relocation) Lexicon Relocation (move management and real estate services) St. Pete Moving & Storage (residential local and long-distance moving)

¹ OnTrac Inc. revenue is estimated by S.J. Consulting Group.

² Suddath revenue is for 2018.

Rank 2020	Rank 2019	Company	Revenue (000)	% Change	Net Income (000)	% Change	Employees	Equipment	Operating Units (Description of Services)
60	57	Heartland Express North Liberty, Iowa Nasdaq: HTLD Michael Gerdin, Chairman, President and CEO Christopher Strain, CFO <i>heartlandexpress.com</i>	\$596,815 \$610,803	-2.3	\$72,967 \$72,677	0.4	4,050 3,450	2,600 company-owned tractors 30 lease-to-own tractors 8,000 total trailers	Heartland Express (dry van and refrigerated TL, dedicated contract carriage, freight brokerage)
									
61	69	Black Horse Carriers Carol Stream, Ill. Kenneth Landego, CEO Ken Thomson, CFO Mike Arzich <i>blackhorsecarriers.com</i>	\$561,000 \$491,000	14.3	NA NA	NA NA	4,040 3,438	1,955 company-owned tractors 3 owner-operator tractors 80 straight trucks 4 pickups and vans 4,500 total trailers 3,740 dry van 760 temperature controlled	Black Horse Carriers, Inc. (dedicated contract carrier services) Black Horse Logistics, Inc. (transportation management and freight brokerage services)
									
62	73	Hirschbach Motor Lines Dubuque, Iowa Tom Grojean Jr., Chairman Brad Pinchuk, CEO Dan Wallace, President, OTR Division Chris Schmitt, President, Dedicated Division Paul Herzog, CFO <i>hirschbach.com</i>	\$550,530 \$454,454	21.1	NA NA	NA NA	1,141 1,213	575 company-owned tractors 1,275 lease-to-own tractors 37 owner-operator tractors 3,503 total trailers 129 dry van 3,374 temperature controlled	Hirschbach Motor Lines (refrigerated TL and LTL, yard management, brokerage)
									
63	58	Mercer Transportation Co. Louisville, Ky. James Stone, President Dale Corum, Secretary <i>merc-trans.com</i>	\$543,651 \$602,504	-9.8	NA NA	NA NA	301 305	2,383 owner-operator tractors 5,200 total trailers 700 dry van 1,900 flatbed 2,600 tank	Mercer Transportation (flatbed/heavy specialized, dry van TL, freight brokerage)
									
64	67	Canada Cartage Mississauga, Ontario (Nautic Partners) Jeff Lindsay, President and CEO Jason Cunneynworth, COO Dennis Koren, CFO <i>canadacartage.com</i>	\$535,800 \$501,659	6.8	\$5,800 NA	NA NA	3,269 3,160	2,069 company-owned tractors 667 owner-operator tractors 449 straight trucks 110 pickups and vans 3,019 total trailers 1,962 dry van 906 temperature controlled 151 flatbed	Canada Cartage (dedicated contract carriage, dry van TL and LTL, expedited, home delivery and installation services, drayage, freight management, customs brokerage) Canada Moving (commercial and residential moving and storage) Direct Distribution Centres (warehousing and distribution) Vanguard Global Services (transportation management, information technology, cross-border services, order fulfillment, returned goods management)
									
65	63	Cowan Systems Baltimore, Md. Joseph Cowan, Chairman and CEO Dennis Morgan, President Jeffrey Rineer, CFO Steven Wells, COO Daniel Evans, President of Logistics <i>cowansystems.com</i>	\$533,012 \$537,163	-0.8	NA NA	NA NA	2,397 2,107	1,641 company-owned tractors 72 lease-to-own tractors 566 owner-operator tractors 6,782 total trailers 6,567 dry van 215 temperature controlled	Cowan Systems (dry van and refrigerated TL, dedicated contract carriage, warehousing, driver leasing) Cowan Intermodal Group (intermodal/drayage) Cowan Logistics (freight brokerage)
									

Revenue and net income figures printed in black reflect 2019 financial results.







Numbers for previous year printed in **GOLD**.

NA = not available or not applicable

e = estimate

Rank 2020	Rank 2019	Company	Revenue (000)	% Change	Net Income (000)	% Change	Employees	Equipment	Operating Units (Description of Services)
66	70	Two Men and a Truck Movers Lansing, Mich. Jon Nobis, CEO Randy Shacka, President Brant Hartle, CFO Sara Bennet, Chief Talent Officer Brig Sorber, Chairman Jon Sorber, EVP <i>twomenandatruck.com</i>	\$524,929 \$487,236	7.7	NA NA	NA NA	11,396 6,334	NA	Two Men and a Truck (local and long-distance moving and storage)
 TWO MEN AND A TRUCK									
67	64	USA Truck Van Buren, Ark. Nasdaq: USAK Alexander Greene, President James Reed, President and CEO Tim Guin, CCO Zachary King, CFO <i>usa-truck.com</i>	\$522,631 \$534,060	-2.1	(\$4,698) \$12,204	NA	2,098 2,400	494 company-owned tractors 1,075 lease-to-own tractors 421 owner-operator tractors 6,092 total trailers 6,092 dry van	USAT Over the Road (dry van TL, includes operations of Davis Transfer Co. acquired in October 2018) USAT Dedicated (dedicated contract carriage) USAT Logistics (freight brokerage, intermodal/drayage) USAT Intermodal (intermodal/drayage) USAT Mexico (dry van TL, cross-border services)
 USAT									
68	65	P.A.M. Transport Tontitown, Ark. Nasdaq: PTSI Matthew Moroun, Chairman Daniel Cushman, President and CEO Allen West, CFO <i>pamtransport.com</i>	\$514,177 \$533,261	-3.6	\$7,900 \$23,994	-67.1	2,666 2,748	1,577 company-owned tractors 553 owner-operator tractors 7,081 total trailers	P.A.M. Transport (dry van TL, intermodal/drayage, expedited, transportation management, cross-border services, freight brokerage)
 PAM TRANSPORT									
69	60	Jack Cooper Holdings¹ Kennesaw, Ga. Sarah Amico, Chairman Michael Riggs, CEO Kyle Haulotte, CFO Kirk Hay, CIO Greg May, CFO <i>jackcooper.com</i>	\$507,000 ^e \$581,000 ^e	-12.7	NA NA	NA NA	3,753 3,753	NA	Jack Cooper Transport (truck transport, yard management, includes operations of Selland Auto Transport acquired in November 2018) Jack Cooper Logistics (freight brokerage, relocations, title services, claims management, vehicle inspections, rail and yard management) Jack Cooper Diversified (truck transport, logistics)
 JACK COOPER									
70	75	A. Duie Pyle Inc. West Chester, Pa. Peter Latta, Chairman and CEO Frank Granieri, COO Dave DeMedio, CFO John Luciani, COO <i>aduiepyle.com</i>	\$491,100 \$428,800	14.5	NA NA	NA	3,281 2,851	1,181 company-owned tractors 28 owner-operator tractors 131 straight trucks 2,285 total trailers 2,255 dry van 18 flatbed 12 tank	A. Duie Pyle LTL Solutions (regional LTL) A. Duie Pyle Warehouse & Distribution (warehousing, assembly and distribution, transloading) A. Duie Pyle Brokerage (dry van TL, freight brokerage) A. Duie Pyle Custom Dedicated (dedicated contract carriage)
 A. Duie PYLE									

¹ Jack Cooper Holdings revenue is estimated by S.J. Consulting Group.

Rank 2020	Rank 2019	Company	Revenue (000)	% Change	Net Income (000)	% Change	Employees	Equipment	Operating Units (Description of Services)
71	74	LaserShip Inc. ¹ Vienna, Va. (Greenbriar Equity Group) Brett Bissell, CEO Jon Herberger, CTO <i>lasership.com</i>	\$452,000 ^e \$435,000 ^e	3.9	NA NA	NA NA	NA NA		LaserShip (residential and commercial package delivery)
									
72	72	TMC Transportation ² Des Moines, Iowa (Annett Holdings Inc.) Harrold Annett, Chairman and CEO <i>tmctrans.com</i>	\$450,000 ^e \$464,000 ^e	-3	NA NA	NA NA	NA NA		TMC Transportation (flatbed/heavy specialized, dedicated contract carriage)
									
73	76	Roehl Transport Marshfield, Wis. Everett Roehl, Chairman Richard Roehl, President and CEO Heng Chin, CFO <i>roehl.jobs</i>	\$438,659 \$421,330	4.1	NA NA	NA NA	2,702 2,460	1,812 company-owned tractors 196 lease-to-own tractors 32 owner-operator tractors 7 straight trucks 5,481 total trailers 3,716 dry van 640 temperature controlled 1,123 flatbed 2 tank	Roehl Transport (dry van TL, flatbed/heavy specialized, dedicated contract carriage) Roehl Refrigerated Transport (refrigerated TL, warehousing) Roehl Logistics (freight brokerage) Roehl Cold Storage (warehousing)
									
74	68	Dart Transit Company ³ Eagan, Minn. Donald Oren, Chairman Dave Ables, President & CEO Ken Crawford, CFO <i>dart.net</i>	\$424,000 ^e \$491,912 ^e	-13.8	NA NA	NA NA	2,362 2,362		Dart Transit Co. (dry van TL, dedicated contract carriage, freight brokerage, transportation management, air and ocean freight forwarding) Dart Advantage Warehousing (warehousing and distribution, order fulfillment) Dart Intermodal (intermodal/drayage) Dart Portable Storage (trailer storage) Dart Safety Lane (equipment maintenance)
									
75	71	Eagle Express Lines Homewood, Ill. Charles Pals, President Tim Pals, COO <i>eagleexpresslines.com</i>	\$390,445 \$480,806	-18.8	NA NA	NA NA	NA NA		Eagle Express Lines, Hoovestol Inc. (mail)
									
76	77	Maverick USA North Little Rock, Ark. Steve Williams, Chairman and CEO John Culp, President Doug Richey, COO Debbie Mitchell, CFO <i>maverickusa.com</i>	\$389,182 \$395,771	-1.7	NA NA	NA NA	2,125 2,156	1,491 company-owned tractors 91 owner-operator tractors 2,582 total trailers 2,582 flatbed	Maverick Transportation (flatbed/heavy specialized, dry van TL) Maverick Logistics (freight brokerage, dedicated contract carriage, warehousing) Maverick Leasing (equipment sales and leasing)
									

¹ LaserShip Inc. revenue is estimated by S.J. Consulting Group.







² TMC Transportation revenue is estimated by S.J. Consulting Group.

³ Dart Transit Company revenue is estimated by S.J. Consulting Group.

Rank 2020	Rank 2019	Company	Revenue (000)	% Change	Net Income (000)	% Change	Employees	Equipment	Operating Units (Description of Services)
77	78	Transport Investments¹ Pittsburgh R. Bruce McAdams, President and CEO Ronald Carlson, CFO <i>transportinvestments.com</i>	\$384,719 ^e \$384,719	0	NA NA	NA NA	200 200	NA	American Transport Inc. , Aetna Freight Lines , Greentree Transportation Co. , Jones Motor Co. , Hot Shot Express , Jones Express Inc. (flatbed/heavy specialized, dry van, TL and LTL) American Wind Transport Group (transportation of wind turbines) ATI Trucking (flatbed, transportation of utility poles) Marathon Transport (flatbed, vehicle/drive-away) TII Logistics , Jones Motor Logistics (transportation management, intermodal, freight brokerage, port services)
78	79	Mesilla Valley Transportation² Las Cruces, N.M. Royal Jones, President and CEO Dean Rigg, CFO <i>m-v-t.com</i>	\$383,950 ^e \$383,950	0	NA NA	NA NA	1,662 1,662	NA	Mesilla Valley Transportation (dry van TL) J.H. Rose Logistics (freight brokerage, warehousing, rail transloading)
79	83	Koch Cos. Minneapolis Randy Koch and Dave Koch, Co-CEO Sue Norris, CFO <i>kochcompanies.com</i>	\$351,081 \$310,000	13.3	NA NA	NA NA	1,224 1,167	1,108 company-owned tractors 36 lease-to-own tractors 20 owner-operator tractors 246 straight trucks 5,540 total trailers 4,969 dry van 201 temperature controlled 370 flatbed 80 containers	Stan Koch & Sons Trucking (dry van TL, flatbed/heavy specialized, dedicated contract carriage, boat transportation, intermodal drayage) Koch NationalLease , United Trailer Leasing (equipment leasing and rental, contract maintenance) Koch Logistics , GW Transportation , JBS Warehousing and Logistics , DCMI (freight brokerage, transportation management, warehousing and distribution) Koch Maritime (ocean freight forwarding)
80	80	IMC Cos. Memphis, Tenn. Mark George, Chairman Mike Baker, CFO Joel Tracy, CIO <i>imccompanies.com</i>	\$347,395 \$368,560	-5.7	NA NA	NA NA	2,012 2,001	NA	Atlantic Intermodal Services , DNJ Intermodal Services , Gulf Intermodal Services , Ohio Intermodal Services (intermodal/drayage, transloading, warehousing) H&M Intermodal Services (drayage) Intermodal Cartage Co. (drayage, dedicated contract carriage, container storage) National Drayage Services (drayage, port services) Progressive Transportation Services (drayage, transloading, warehousing) IMC Global Solutions (freight brokerage, ocean freight forwarding, customs brokerage)
81	81	Red Classic Charlotte, N.C. (Coca-Cola Consolidated) Frank Harrison III, Chairman Dave Katz, CEO Dave Glancy, President Jessica Traill, CFO <i>redclassic.com</i>	\$342,100 \$354,416	-3.5	NA NA	NA NA	1,275 1,211	517 company-owned tractors 60 lease-to-own tractors 171 pickups and vans 2,918 total trailers 2,918 dry van	Red Classic Transit (beverage hauling)

¹ Transport Investments revenue is for 2018.

² Mesilla Valley Transportation revenue is for 2018.

Rank 2020	Rank 2019	Company	Revenue (000)	% Change	Net Income (000)	% Change	Employees	Equipment	Operating Units (Description of Services)
82	Not Ranked	Salmon Cos.¹ North Little Rock, Ark. Don Salmon, President and CEO Tom Salmon, COO and CFO <i>salmoncompanies.com</i>	\$341,073 NA	NA	NA	NA	NA	368 company-owned tractors 456 lease-to-own tractors 85 straight trucks 1,104 total trailers	Pat Salmon & Sons (mail)
									
83	89	John Christner Trucking Sapulpa, Okla. John Christner, CEO Danny Christner, COO Darryl Christner, CFO <i>johnchristner.com</i>	\$338,873 \$295,171	14.8	NA \$24,907	NA	207 207	47 company-owned tractors 756 lease-to-own tractors 36 owner-operator tractors 1,244 total trailers 1,244 temperature controlled	John Christner Trucking (refrigerated TL, freight brokerage) Three Diamond Leasing (equipment maintenance and repair)
									
84	95	Challenger Group Cambridge, Ontario Daniel Einwechter, Chairman and CEO Jim Peeples, President and COO Eugene Moser, CFO <i>challenger.com</i>	\$335,000 \$285,000	17.5	NA NA	NA	1,200 1,875	1,350 company-owned tractors 220 owner-operator tractors 3,550 total trailers 2,485 dry van 710 temperature controlled 355 flatbed	Challenger Motor Freight (dry van TL and LTL, intermodal, drayage) Challenger Logistics (transportation management, intermodal, air and ocean freight forwarding, dedicated contract carriage, warehousing and distribution, customs brokerage) Challenger Special Commodities (flatbed/heavy specialized, waste) Elgin Motor Freight (dry van and refrigerated TL, cross-border services)
									
85	82	Foodliner/Quest Liner Dubuque, Iowa (McCoy Group) Gregory McCoy, CEO Jeff Wesenberg and Carl Recher, COO Tim Stueck, CFO <i>foodliner.com, questliner.com</i>	\$334,103 \$317,062	5.4	NA NA	NA	1,315 1,301	1,070 company-owned tractors 247 owner-operator tractors 2,340 total trailers 2,340 tank	Foodliner Inc. (dry and liquid bulk) Quest Liner (chemical tank, dry and liquid bulk) Foodliner Mexico (liquid and dry bulk, transloading, warehousing and packaging in Mexico)
									
86	86	RoadOne IntermodaLogistics Randolph, Mass. Ron Defeo, Chairman Ken Kellaway, President and CEO David McLaughlin, COO and CFO Kendall Kellaway, VP of Sales <i>www.roadone.com</i>	\$314,000 \$300,000	4.7	NA NA	NA	2,200 NA	250 company-owned tractors 1,450 owner-operator tractors 20 straight trucks 5 pickups and vans 350 total trailers 350 dry van	RoadOne InetermodaLogistics, First Coast & Mile High IntermodaLogistics, American & US IntermodaLogistics (intermodal/drayage, dedicated contract carriage) RoadOne Logistics Solutions (intermodal/drayage brokerage) E*Fill America (warehousing and distribution and fulfillment)
									
87	85	Melton Truck Lines Tulsa, Okla. Robert Peterson, CEO Russ Elliott, COO Robert Ragan, CFO <i>meltontruck.com</i>	\$305,717 \$302,227	1.2	NA NA	NA	1,868 1,701	1,457 company-owned tractors 2,407 total trailers 2,407 flatbed	Melton Truck Lines (flatbed/heavy specialized) Conexus LLC (freight brokerage, transportation management) Liberty Truck and Trailer Leasing and Sales (equipment sales and leasing)
									

¹ Salmon Cos. revenue provided by Husch Blackwell.

Rank 2020	Rank 2019	Company	Revenue (000)	% Change	Net Income (000)	% Change	Employees	Equipment	Operating Units (Description of Services)
88 FASTFRATE	Not Ranked	Consolidated Fastrate Woodbridge, Ontario Ron Tepper, Chairman Manny Calandrino, President and CEO Leonard Wyss, Secretary & Treasurer Franklin Wang, VP of Finance <i>fastrate.com</i>	\$301,520 \$246,000	22.6	NA NA	NA NA	1,530 1,430	301 company-owned tractors 87 lease-to-own tractors 728 owner-operator tractors 16 straight trucks 8 pickups and vans 1,350 total trailers 867 dry van 343 temperature controlled 17 flatbed	Consolidated Fastrate (LTL, intermodal, dry van TL, freight brokerage, warehousing and distribution, freight brokerage, dedicated contract carriage) Canada Drayage (drayage)
89 ContainerPort GROUP	86	ContainerPort Group¹ Cleveland Fred Hunger, Chairman Michael Smith, CEO Glenn Fehribach, CFO <i>containerport.com</i>	\$300,000* \$300,000	0	NA NA	NA NA	400 400	NA	ContainerPort Group (intermodal/drayage, domestic TL, brokerage, container yard services)
90 DUPRE	Not Ranked	Dupré Logistics Lafayette, La. Reggie Dupré, CEO Mike Weindel, President Raoul Siclait, CFO Bob Verret, CIO <i>duprelogistics.com</i>	\$297,582 \$270,111	10.2	NA \$2,815	NA NA	1,313 1,300	750 company-owned tractors 1,471 total trailers 381 dry van 89 temperature controlled 686 tank	Dupré Logistics (petroleum and chemical tank, flatbed/heavy specialized, dry van TL, dedicated contract carriage, freight brokerage, transportation management, supply chain consulting)
91 TRANSAM	84	TransAm Trucking Inc.² Olathe, Kan. Johnny and Trudy Jacobson, Owners Russ McElliott, President Murray Droscher, CFO <i>transamtruck.com</i>	\$297,000* \$307,000*	-3.3	NA NA	NA NA	NA NA	NA	TransAm Trucking (refrigerated TL) TA Logistics (freight brokerage, transportation management)
92 HENIFF TRANSPORTATION SYSTEMS, LLC.	90	Heniff Transportation Systems³ Oak Brook, Ill. Robert Heniff, CEO, Jeff O'Connor, President, Marty Martinson, CFO, Joe Neal, CIO <i>heniff.com</i>	\$293,000* \$293,000	0	NA NA	NA NA	NA NA	NA	Heniff Transportation Systems (liquid and dry bulk, tank cleaning) Miller Transporters (liquid bulk, chemical tank, freight brokerage)
93 TRANS SYSTEM	86	Trans-System Inc. Cheney, Wash. James Williams, Chairman Dennis Williams, President and CEO Rob Heskett, COO Taylor Varley, CFO <i>trans-system.com</i>	\$290,000 \$300,000	-3.3	NA NA	NA NA	1,051 1,100	790 company-owned tractors 236 owner-operator tractors 1,849 total trailers 91 dry van 168 temperature controlled 1,441 flatbed 149 tank	System Transport (flatbed/heavy specialized) T-W Transport Inc. (refrigerated/dry van TL) James J. Williams (liquid and dry bulk)

¹ ContainerPort Group revenue is for 2018.

² TransAm Trucking Inc. revenue is estimated by S.J. Consulting Group.

³ Heniff Transportation Group revenue is for 2018.

Rank 2020	Rank 2019	Company	Revenue (000)	% Change	Net Income (000)	% Change	Employees	Equipment	Operating Units (Description of Services)
94	93	Hansen & Adkins Auto Transport Los Alamitos, Calif. Louie Adkins, President Steve Hansen, COO <i>hansenadkins.com</i>	\$283,137 \$290,935	-2.7	\$6,622 NA	NA	955 NA	939 company-owned tractors 285 owner-operator tractors 945 total trailers	Hansen & Adkins Auto Transport (vehicle hauling)
									
95	97	Martin Transportation Systems Byron Center, Mich. Richard Johnston, Chairman Brett McGovern, President Scott Benson, CFO <i>mtstrans.com</i>	\$276,978 \$282,483	-1.9	NA NA	NA	2,357 2,179	1,189 company-owned tractors 75 owner-operator tractors 3 straight trucks 2,417 total trailers 2,409 dry van 8 flatbed	Martin Transportation Systems (dry van TL, dedicated contract carriage) Jet Express (dry van TL, dedicated contract carriage) Bay Logistics (warehousing and distribution, packaging and assembly)
									
96	95	A&R Logistics Louisville, Ky. (Wind Point Partners) Mark Holden, CEO Richard Mitchell, President Steve Brantley, COO Anthony Lenhart, CFO <i>ardointright.com</i>	\$276,000 \$285,000	-3.2	NA NA	NA	1,100 1,100	NA	A&R Transport (dry bulk and dry van TL) A&R Packaging & Warehousing Services (warehousing and distribution, transloading, packaging) A&R Global Logistics (transportation management, freight brokerage, drayage, freight payment)
									
97	Not Ranked	FFE Transportation Services Lancaster, Texas Jim Richards, President and CEO Terry Thornton, CFO Travis McCain, Vice President Nick Cook, Vice President <i>ffeinc.com</i>	\$275,000 NA	NA	NA NA	NA	1,511 NA	1,000 company-owned tractors 1,450 total trailers 1,450 temperature controlled	Frozen Food Express, KoolShot Expedited (refrigerated LTL)
									
98	98	PGT Holdings Aliquippa, Pa. Patrick Gallagher, CEO Gregg Troian, President <i>pgttrucking.com</i>	\$273,828 \$280,000	-2.2	NA NA	NA	680 675	450 company-owned tractors 125 lease-to-own tractors 515 owner-operator tractors 1,800 total trailers 25 dry van 15 temperature controlled 1,698 flatbed 62 tank	PGT Trucking (flatbed/heavy specialized, bulk/tank, dedicated contract carriage, freight brokerage, project cargo management) Southern Pines Trucking (cryogenic and heavy specialized)
									
99	Not Ranked	Groendyke Transport¹ Enid, Okla. John Groendyke, Chariman and CEO Greg Hodgen, President David Snapp, COO Mike Barnthouse, CFO <i>groendyke.com</i>	\$273,125 \$245,295	11.3	NA NA	NA	NA NA	NA	Groendyke Transport (petroleum and chemical tank, liquid and dry bulk, dedicated contract carriage, transloading)
									
100	99	Superior Bulk Logistics² Oak Brook, Ill. Richard T. Lewis, Chairman Wes Stone, President and CEO <i>superiorbulklogistics.com</i>	\$269,000* \$277,000*	-2.9	NA NA	NA	NA NA	NA	Superior Carriers (liquid and dry bulk, chemical tank, transloading) Carry Transit (liquid and dry bulk, transloading) Supernus (freight brokerage)
									

¹ Groendyke Transport revenue provided by Bulk Transporter.

² Superior Bulk Logistics revenue is estimated by S.J. Consulting Group.

Revenue and net income figures printed in black reflect 2019 financial results.

Numbers for previous year printed in **GOLD**.

NA = not available or not applicable

e = estimate

Truckload (Continued)

	2019 Revenue (000)	2018 Revenue (000)	% change		2019 Revenue (000)	2018 Revenue (000)	% change
95 Autotransportes Rápidos de Aguascalientes	\$35,400	\$35,400	0	102 Schuster Co.	\$20,800	\$20,800	0
97 Grupo GOR	\$35,200	\$35,200	0	103 RoadOne IntermodaLogistics	\$20,000	NA	NA
98 Autotransportes Dasa	\$32,200	\$32,200	0	104 Transport Investments	\$18,476	\$18,476	0
99 Dupré Logistics	\$31,599	\$28,318	11.6	105 IMC Cos.	\$17,370	\$18,428	-5.7
100 Atlas World Group	\$24,628	\$24,500	0.5	106 Midwest Motor Express	\$15,900	NA	NA
101 TGR Logistics	\$23,000	\$23,000	0	107 Trans-System Inc.	\$15,000	\$10,000	50

Knight-Swift revenue is estimated.

Schneider revenue includes flatbed/heavy specialized, refrigerated and tank/bulk.

Werner Enterprises revenue includes flatbed/heavy specialized and refrigerated.

TFI International revenue includes flatbed/heavy specialized, refrigerated and tank/bulk.

Mullen Group revenue includes LTL, intermodal/drayage and tank/bulk.

Canada Cartage revenue includes LTL, air/expedited and household goods/commercial delivery.

Universal Truckload revenue includes flatbed/heavy specialized.

Challenger Motor Freight revenue includes LTL, intermodal/drayage, flatbed/heavy specialized, refrigerated and tank/bulk.

Artur Express revenue includes refrigerated.

Blackhawk revenue includes flatbed/heavy specialized, refrigerated and tank/bulk.

Auto Líneas América, Transportistas Unidos Mexicano, Transportadora Nacional, Transportes Cuauhtémoc, Trans-Mex, Auto Líneas Regiomontanas, Express Tres Fronteras, Transportes Quintanilla, Transportes Especializados Antonio de la Torre e Hijos, Transportes de Nuevo Laredo, Transportes Lar-Mex, Fletes Internacionales Coss, Transportes Lopez e Hijos, TRACOMEX, Transportes Elola, Transportes Internacionales JCV, Transportes Canales, Centauros del Sureste, Transportes Unidos Tampiqueños, Autotransportes Rápidos de Aguascalientes, Grupo GOR, Autotransportes Dasa revenues estimated by Armstrong & Associates for 2018.

Crete, Cardinal, Mesilla Valley, Paschall, C.A.T., Brown, Legend, A.D. Transport, Kriska, Raven, J. Rayl, American Central, Fleetmaster, Wright, TGR, Schuster, Transport Investments, Brenny revenues are for 2018.

Less-Than-Truckload

	2019 Revenue (000)	2018 Revenue (000)	% change		2019 Revenue (000)	2018 Revenue (000)	% change
1 FedEx Freight	\$7,237,000	\$7,489,000	-3.4	22 Transportes Castores de Baja California	\$233,500	\$233,500	0
2 YRC Worldwide	\$4,871,200	\$5,092,000	-4.3	23 Central Freight Lines	\$232,000	\$248,000	-6.5
3 XPO Logistics	\$4,815,000	\$3,800,000	26.7	24 Oak Harbor Freight Lines	\$220,194	\$220,194	0
4 Old Dominion Freight Line	\$4,109,111	\$4,043,695	1.6	25 Forward Air Solutions	\$207,400	\$194,100	6.9
5 UPS Freight	\$3,265,000	\$3,218,000	1.5	26 Ward Transport & Logistics Corp.	\$185,000	\$189,000	-2.1
6 Estes Express Lines	\$3,260,000	\$3,160,000	3.2	27 Transportes Julián de Obregón	\$183,400	\$183,400	0
7 ABF Freight	\$2,145,000	\$2,175,585	-1.4	28 Fastfrate	\$169,605	\$151,400	12
8 R+L Carriers	\$1,972,000	\$1,692,000	16.5	29 Standard Forwarding	\$119,000	\$119,000	0
9 Saia Inc.	\$1,786,735	\$1,653,849	8	30 Midwest Motor Express	\$105,300	\$118,000	-10.8
10 Southeastern Freight Lines	\$1,166,622	\$1,148,092	1.6	31 Landstar System	\$98,324	\$102,531	-4.1
11 Averitt Express	\$873,419	\$890,849	-2	32 Transportadora Herchel / Transportadores Unidos (Grupo Transportes)	\$95,700	\$95,700	0
12 Central Transport	\$856,000	\$825,000	3.8	33 Dependable Highway Express	\$85,000	\$86,000	-1.2
13 Dayton Freight Lines	\$679,000	\$659,000	3	34 Peninsula Truck Lines	\$76,467	\$72,379	5.6
14 TFI International	\$627,322	\$816,081	-23.1	35 Anderson Trucking Service	\$68,885	\$69,857	-1.4
15 Pitt Ohio Transportation Group	\$616,000	\$616,000	0				
16 AAA Cooper Transportation	\$593,000	\$606,000	-2.1				
17 Roadrunner Freight	\$430,806	\$452,281	-4.7				
18 Day & Ross Freight	\$426,500	\$312,395	36.5				
19 A. Duie Pyle Inc.	\$385,600	\$350,800	9.9				
20 Daylight Transport	\$262,000	\$265,000	-1.1				
21 Autotransportes de Carga Tresguerras	\$244,500	\$244,500	0				
				36 Transportes Comandos del Norte	\$66,700	\$66,700	0
				37 Transportes de Carga FEMA	\$58,900	\$58,900	0
				38 Canada Cartage	\$53,580	NA	NA
				39 JP Express Service Inc.	\$51,862	NA	NA
				40 Autotransportes de Carga El Duero / Fletes El Duero	\$46,700	\$46,700	0
				41 Transportes del Valle	\$45,600	\$45,600	0
				42 TransAmerica Express Logistics	\$40,000	\$40,000	0
				43 Transportes León-México	\$37,700	\$37,700	0
				44 Atlas World Group	\$33,789	\$21,700	55.7
				45 Fletes y Materiales Forsis	\$33,200	\$33,200	0
				46 Diligent Delivery Systems	\$21,420	NA	NA
				47 CalArk	\$19,455	\$14,005	38.9
				48 TGR Logistics	\$19,000	\$19,000	0
				49 Bison Transport	\$14,941	\$13,368	11.8
				50 Highlight Motor Group	\$14,558	\$26,286	-44.6

FedEx Freight revenue is for 12 months ended Feb. 29, 2020, and Feb. 28, 2019, and includes air/expedited.

Estes Express revenue includes truckload/dedicated, air/expedited and household goods/commercial delivery.

R+L Carriers revenue is estimated by S.J. Consulting Group.

Autotransportes de Carga Tresguerras, Transportes Castores de Baja California, Transportes Julián de Obregón, Transportadora Herchel/Transportadores Unidos, Transportes Comandos del Norte, Transportes de Carga FEMA, Autotransportes de Carga El Duero/Fletes El Duero, Transportes del Valle, Transportes León-México, Fletes y Materiales Forsis revenues are estimated by Armstrong & Associates for 2018.

Standard Forwarding, TGR revenues are for 2018.

NA = Not Applicable or Not Available

Household Goods/Commercial Delivery

	2019 Revenue (000)	2018 Revenue (000)	% change		2019 Revenue (000)	2018 Revenue (000)	% change
1 UniGroup Inc.	\$1,500,000	\$1,700,000	-11.8	4 Suddath	\$600,000	\$600,000	0
2 Sirva Worldwide Relocation & Moving	\$1,400,000	\$1,400,000	0	5 Two Men and a Truck Movers	\$443,829	\$487,236	-8.9
3 Atlas World Group	\$682,853	\$669,600	2	6 CRST Specialized Transportation	\$248,000	\$265,000	-6.4
				7 Day & Ross Transportation Group	\$48,959	\$34,935	40.1

Sirva, Suddath, Gentle Giant revenues are for 2018.

Air/Expedited

	2019 Revenue (000)	2018 Revenue (000)	% change		2019 Revenue (000)	2018 Revenue (000)	% change
8 Gentle Giant Moving Co.	\$42,075	\$42,075	0	1 Forward Air	\$804,100	\$747,600	7.6
9 Stevens Worldwide Van Lines	\$34,600	NA	NA	2 Active Aero Group	\$672,965	\$672,965	0
10 Diligent Delivery Systems	\$30,940	NA	NA	3 XPO Logistics	\$477,300	\$477,300	0
11 Custom Delivery Solutions	\$30,000	\$12,667	136.8	4 ArcBest (Panther)	\$252,000	\$315,000	-20
				5 Landstar System	\$121,485	\$44,708	171.7
				6 LoadOne	\$108,000	\$108,000	0
				7 Magnate Worldwide	\$73,000	\$64,596	13
				8 Averitt Express	\$12,236	\$12,236	0

Active Aero, XPO, LoadOne, Averitt revenues are for 2018.

Flatbed/Heavy Specialized

	2019 Revenue (000)	2018 Revenue (000)	% change		2019 Revenue (000)	2018 Revenue (000)	% change		2019 Revenue (000)	2018 Revenue (000)	% change		2019 Revenue (000)	2018 Revenue (000)	% change
1 Daseke Inc.	\$1,416,400	\$1,210,000	17.1	11 United Vision Logistics	\$261,000	\$275,000	-5.1	22 Fraley & Schilling	\$89,000	NA	NA	29 TransAmerica Express Logistics	\$40,000	\$40,000	0
2 Landstar System	\$1,295,817	\$1,386,387	-6.5	12 PGT Holdings	\$258,893	\$271,000	-4.5	23 PI & I Motor Express	\$81,000	NA	NA	30 National Carriers Inc.	\$32,200	NA	NA
3 Anderson Trucking Service	\$767,777	\$743,679	3.2	13 CRST Malone	\$227,000	\$195,000	16.4	24 Carrier One Inc.	\$75,000	\$75,000	0	31 Bison Transport	\$31,281	\$30,089	4
4 PS Logistics	\$747,339	\$747,339	0	14 Prime Inc.	\$226,094	\$227,131	-0.5	25 Super Transporte Internacional	\$56,400	\$56,400	0	32 Hunt Transportation	\$30,000	\$30,000	0
5 Bennett Motor Express/Ace Doran Hauling & Rigging/Bennett Heavy & Specialized	\$458,791	\$422,347	8.6	15 Acme Truck Line	\$205,000	\$290,475	-29.4	26 Express Anáhuac	\$54,400	\$54,400	0	33 Canada Cartage	\$26,790	NA	NA
6 TMC Transportation	\$450,000	\$464,000	-3	16 System Transport	\$179,000	\$172,000	4.1	27 JLE Industries	\$52,848	\$45,400	16.4	34 C.R. England	\$26,300	NA	NA
7 Mercer Transportation Co.	\$405,276	\$465,496	-12.9	17 Combined Transport	\$137,017	\$137,017	0	28 Decker Truck Line	\$49,290	\$49,290	0	35 Halvor Lines	\$23,700	\$24,247	-2.3
8 Maverick USA	\$389,182	\$350,287	11.1	18 Beemac Trucking	\$125,855	\$125,855	0								
9 Transport Investments	\$364,251	\$364,251	0	19 Roehl Transport	\$114,961	\$112,762	2								
10 Melton Truck Lines	\$278,203	\$302,227	-7.9	20 Evans Delivery	\$101,000	\$41,921	140.9								
				21 Long Haul Trucking	\$90,000	\$81,000	11.1								

PS Logistics revenue includes refrigerated and is for 2018.

TMC, United Vision revenues are estimated by S.J. Consulting Group.

Super Transporte Internacional, Express Anáhuac revenues are estimated by Armstrong & Associates for 2018.

Transport Investments, Combined Transport, Beemac, Carrier One, Decker, TransAmerica Express, Hunt, WLX revenues are for 2018.

NA = Not Applicable or Not Available

Refrigerated

	2019 Revenue (000)	2018 Revenue (000)	% change		2019 Revenue (000)	2018 Revenue (000)	% change		2019 Revenue (000)	2018 Revenue (000)	% change		2019 Revenue (000)	2018 Revenue (000)	% change
1 Prime Inc.	\$2,006,924	\$1,887,004	6.4	11 FFE Transportation Services	\$275,000	NA	NA	21 National Carriers Inc.	\$108,500	\$115,500	-6.1	27 Raider Express	\$80,000	NA	NA
2 KLLM Transport Services	\$936,000	\$917,000	2.1	12 Shaffer Trucking	\$266,000	\$266,000	0	22 Decker Truck Line	\$106,206	\$106,206	0	28 Wilson Logistics	\$75,000	\$74,403	0.8
3 C.R. England	\$897,868	NA	NA	13 Navajo Express	\$243,000	\$255,000	-4.7	23 Covenant Transportation Group	\$98,272	\$135,200	-27.3	29 Continental Express Inc.	\$71,500	\$96,500	-25.9
4 Swift Refrigerated	\$755,000	\$819,190	-7.8	14 Bay & Bay Transportation	\$150,752	\$155,000	-2.7	24 Freymiller Inc.	\$98,000	\$98,000	0	30 Great Plains Transport	\$64,302	\$48,697	32
5 Stevens Transport	\$737,294	\$719,870	2.4	15 Frialsa Logística	\$143,200	\$143,200	0	25 Roadrunner Temperature Controlled	\$96,692	\$96,692	0	31 Roehl Refrigerated Transport	\$59,078	\$50,667	16.6
6 Hirschbach Motor Lines	\$440,862	\$369,285	19.4	16 NFI	\$126,000	\$148,000	-14.9	26 Schuster Co.	\$83,200	\$83,200	0	32 Canada Cartage	\$53,580	NA	NA
7 Marten Transport	\$378,000	\$375,340	0.7	17 Pride Transport	\$122,000	\$120,000	1.7					33 Denney Transport	\$46,401	\$46,401	0
8 John Christner Trucking	\$338,873	\$295,171	14.8	18 WEL Companies	\$120,284	\$118,799	1.3								
9 TransAm Trucking Inc.	\$297,000	\$307,000	-3.3	19 J&R Schugel Trucking	\$119,000	\$119,000	0								
10 Black Horse Carriers	\$280,500	\$214,000	31.1	20 Day & Ross Transportation Group	\$118,837	\$84,795	40.1								

Stevens Transport revenue includes dry van TL.
 Swift Refrigerated, Covenant Transportation revenues are estimated.
 TransAm Trucking, Navajo Express revenues are estimated by S.J. Consulting Group.
 Frialsa Logística, Transportes Garza Leal revenues are estimated by Armstrong & Associates for 2018.
 Shaffer, J&R Schugel, Decker, Freymiller, Roadrunner, Schuster, Denney revenues are for 2018.

Intermodal/Drayage

	2019 Revenue (000)	2018 Revenue (000)	% change		2019 Revenue (000)	2018 Revenue (000)	% change		2019 Revenue (000)	2018 Revenue (000)	% change		2019 Revenue (000)	2018 Revenue (000)	% change
1 J.B. Hunt Intermodal	\$4,744,636	\$4,716,649	0.6	8 IMC Cos.	\$330,025	\$350,132	-5.7	15 C.R. England	\$125,000	NA	NA	22 Eagle Systems	\$70,190	\$56,203	24.9
2 Hub Group	\$2,166,382	\$2,195,316	-1.3	9 RoadOne Intermodal Logistics	\$290,000	\$300,000	-3.3	16 Landstar System	\$118,305	\$128,976	-8.3	23 ASF Intermodal	\$65,000	NA	NA
3 Schneider	\$1,007,800	\$953,500	5.7	10 ContainerPort Group	\$285,000	\$285,000	0	17 TCW	\$109,162	\$114,485	-4.6	24 Paper Transport	\$61,463	\$48,476	26.8
4 XPO Logistics	\$1,000,000	\$1,500,000	-33.3	11 NFI	\$282,000	\$286,000	-1.4	18 Marten Transport	\$90,394	\$102,025	-11.4	25 Bison Transport	\$52,662	\$29,833	76.5
5 Evans Delivery	\$684,000	\$602,206	13.6	12 Forward Air	\$217,700	\$201,000	8.3	19 Duncan and Son Lines	\$85,000	\$85,000	0	26 BPX Logistics	\$40,000	NA	NA
6 Swift Intermodal	\$455,466	\$498,821	-8.7	13 C&K Holdings	\$142,400	\$96,250	47.9	20 Cowan Systems	\$75,829	\$77,146	-1.7				
7 Universal Intermodal Services	\$390,095	\$251,074	55.4	14 Roadrunner Intermodal Services	\$132,129	\$132,129	0	21 Canada Drayage	\$75,380	\$54,900	37.3				

ContainerPort, Roadrunner, Duncan and Son, TransAmerica Express, Guide Transportation revenues are for 2018.

NA = Not Applicable or Not Available

Tank/Bulk

	2019 Revenue (000)	2018 Revenue (000)	% change		2019 Revenue (000)	2018 Revenue (000)	% change		2019 Revenue (000)	2018 Revenue (000)	% change		2019 Revenue (000)	2018 Revenue (000)	% change
1 Kenan Advantage Group	\$1,758,645	\$1,404,649	25.2	11 Dupré Logistics	\$137,119	\$147,916	-7.3	21 CLI Transport*	\$72,421	\$64,563	12.2	28 Schilli Corp.*	\$52,421	\$52,421	0
2 Quality Distribution*	\$1,090,684	\$822,000	32.7	12 Martin Transport*	\$120,523	\$125,333	-3.8	22 J&M Tank Lines*	\$64,241	\$76,406	-15.9	29 Sterling Transport	\$48,600	\$48,600	0
3 Trimac Transportation Services	\$610,000	\$528,672	15.4	13 Slay Transportation*	\$109,204	NA	NA	23 Service Transport*	\$63,191	\$56,000	12.8	30 Solar Transport	\$45,200	\$57,825	-21.8
4 Foodliner/Quest Liner	\$334,103	\$317,062	5.4	14 Tankstar USA*	\$108,985	\$108,985	0	24 Herman R. Ewell Inc.*	\$61,983	\$58,480	6	31 Atlantic Bulk Carrier*	\$43,546	NA	NA
5 Heniff Transportation Systems	\$293,000	\$293,000	0	15 Florida Rock & Tank Lines*	\$108,716	\$114,065	-4.7	25 Transportes Auto Tanques Ochoa	\$60,000	\$60,000	0	32 Liquid Trucking Cos.*	\$42,024	\$41,683	0.8
6 A&R Logistics	\$276,000	\$285,000	-3.2	16 United Petroleum Transports*	\$102,729	\$110,000	-6.6	26 Prime Inc.	\$55,379	\$71,921	-23	33 Mission Petroleum Carriers	\$41,155	\$41,155	0
7 Groendyke Transport*	\$273,125	\$245,295	11.3	17 Coastal Transport*	\$95,331	\$95,331	0	27 Tidewater Transit*	\$52,724	\$52,724	0	34 NFI	\$39,000	\$38,000	2.6
8 Superior Bulk Logistics	\$269,000	\$277,000	-2.9	18 Cliff Viessman Inc.	\$92,128	\$92,128	0								
9 Ruan	\$164,553	\$164,553	0	19 Apex Logistics*	\$81,935	\$92,543	-11.5								
10 Eagle Transport Corp.*	\$143,700	\$141,127	1.8	20 Andrews Logistics	\$72,900	\$73,926	-1.4								

*Revenues are sourced from Bulk Transporter's Tank Truck Carrier 2019 Gross Revenue Report.
A&R, Superior Bulk revenues are estimated by S.J. Consulting Group.
Transportes Auto Tanques Ochoa revenue is estimated by Armstrong & Associates for 2018.
Company revenues with 0% change are for 2018.

NA = Not Applicable or Not Available

Mail

	2019 Revenue (000)	2018 Revenue (000)	% change		2019 Revenue (000)	2018 Revenue (000)	% change		2019 Revenue (000)	2018 Revenue (000)	% change		2019 Revenue (000)	2018 Revenue (000)	% change
1 FedEx Corp.	\$2,050,717	\$2,001,155	2.5	8 Evo Transportation & Energy Services	\$164,890	\$97,704	68.8	14 Bancroft and Sons Transportation	\$80,703	\$77,166	4.6	20 Alaska Air Group	\$49,149	\$39,448	24.6
2 Eagle Express Lines	\$390,445	\$480,806	-18.8	9 Matheson Trucking	\$143,339	\$113,911	25.8	15 Alan Ritchey Inc.	\$71,967	\$32,652	120.4	21 B&B Trucking	\$48,525	\$58,404	-16.9
3 Salmon Cos.	\$341,073	NA	NA	10 Southern Mail Service	\$114,719	\$101,238	13.3	16 Northern Aviation Services	\$59,528	\$58,738	1.3	23 AJR Trucking	\$41,995	\$40,315	4.2
4 Postal Fleet Services	\$248,967	\$161,273	54.4	11 Midwest Transport	\$114,320	\$103,063	10.9	17 Davenport Transportation	\$51,584	\$35,340	46	24 Alaska Central Express	\$41,505	\$32,277	28.6
5 UPS Inc.	\$211,211	\$205,556	2.8	12 American Airlines	\$84,891	\$98,047	-13.4	18 Tracie McCormick Inc.	\$49,873	\$50,158	-0.6	25 McCormick Trucking	\$38,025	\$32,300	17.7
6 United Airlines	\$177,324	\$167,471	5.9	13 Delta Air Lines	\$82,789	\$84,945	-2.5	19 Beco Inc.	\$49,799	\$48,265	3.2	26 Sodrel Truck Lines	\$37,858	\$35,873	5.5
7 Kalitta Air	\$170,893	\$102,054	67.5												

Revenues are sourced from Husch Blackwell's Top U.S. Postal Service Suppliers for Fiscal Year 2019.

Motor Vehicle/Driveaway

	2019 Revenue (000)	2018 Revenue (000)	% change		2019 Revenue (000)	2018 Revenue (000)	% change
1 United Road Services	\$713,000	\$659,000	8.2	4 Cassens Transport	\$250,788	\$292,635	-14.3
2 Jack Cooper Holdings	\$507,000	\$581,000	-12.7	5 Bennett Truck Transport/Bennett DriveAway	\$94,621	\$98,108	-3.6
3 Hansen & Adkins Auto Transport	\$283,137	\$290,935	-2.7	6 Daseke Inc.	\$10,300	\$10,300	0

Jack Cooper revenue is estimated by S.J. Consulting Group.

Daseke revenue is for 2018.

Package/Courier

	2019 Revenue (000)	2018 Revenue (000)	% change		2019 Revenue (000)	2018 Revenue (000)	% change		2019 Revenue (000)	2018 Revenue (000)	% change
1 UPS Inc.	\$60,713,000	\$58,035,000	4.6	5 TFI International	\$473,644	\$488,575	-3.1	9 Pace	\$59,000	\$59,000	0
2 FedEx Corp.	\$57,558,000	\$57,428,000	0.2	6 LaserShip Inc.	\$452,000	\$435,000	3.9	10 Day & Ross Transportation Group	\$39,914	\$28,480	40.1
3 Purolator	\$1,166,279	\$1,078,043	8.2	7 Diligent Delivery Systems	\$157,080	NA	NA	11 Auto Express Tijuana Mexico	\$38,600	NA	NA
4 OnTrac Inc.	\$618,000	\$562,000	10	8 Spee-Dee Delivery Service	\$151,400	\$154,000	-1.7				

OnTrac and LaserShip revenues are estimated by S.J. Consulting Group.

Spee-Dee Delivery Service revenue includes LTL.

Auto Express Tijuana Mexico, Pace revenues are for 2017.

NA = Not Applicable or Not Available